Consultants

Architect

dlp Architecture inc.
Lucio Picciano, Architect AIBC
202-460 Nanaimo Street
Vancouver, BC V5L 4W3
(p) 778.889.68
(e) lucio@dlpdesigns.com

Civil Engineer

Creus Engineering Ltd.
Fred Ciabrelli, P.Eng
610 - East Tower, 221 Esplanade West
North Vancouver, BC V7M 3J3
(p) 604.987.9070
(e) fciambrelli@creus.ca

Landscape

M2 Landscape Architecture and Arboriculture Inc.
Qing Li, BCSLA Intern
220 - 26 Lorne Mews
New Westmister, BC V3M 3L7
(p) 604.553.0044
(e) qingli@m2la.com

Arborist

M2 Landscape Architecture and Arboriculture Inc.
Xudong Bao, ISA
220 - 26 Lorne Mews
New Westmister, BC V3M 3L7
(p) 604.553.0044 (ext. 107)

Drawing List

DP1.0	COVER SHEET
DP1.1	SITE PLAN
	PROJECT DATA
	CODE ANALYSIS
DP1.2	3D VIEWS
DP2.0	BASEMENT PLANS
DP2.1	MAIN FLOOR PLANS
DP2.2	2ND FLOOR PLANS
DP2.3	ROOF PLANS
DP2.4	ROOF PLANS
DP3.0	ELEVATIONS
DP3.1	ELEVATIONS
DP3.2	ELEVATIONS
DP3.3	ELEVATIONS
DP3.4	ELEVATIONS
DP3.5	ELEVATIONS
DP4.0	SECTIONS

Passive House Designer

dlp Architecture inc.
Lucio Picciano, Architect AIBC
202-460 Nanaimo Street
Vancouver, BC V5L 4W3
(p) 778.889.68
(e) lucio@dlpdesigns.com

Passive House Certifier

Zero Energy and Passivhaus Institute for Research (ZEPHIR)
Francesco Nesi
39 - 38057 Pergine
Valsugana TM, Italy
(p) +39 331.8146937
(e) f.nesi@zephir.ph

ARCHITECT:

d|p
architecture

DLP ARCHITECTURE INC
202-460 NANAIMO ST
VANCOUVER BC V5L 4W3
778-889-6849

PRIMARY CONTACT:

D. LUCIO PICCIANO
202-460 NANAIMO ST
VANCOUVER BC V5L 4W3
778-889-6849

PROJECT:

HERITAGE REVITALIZATION and NEW LOW ENERGY DUPLEX

PROJECT ADDRESS:
311 West 14th Street.
City of North Vancouver, BC

OWNER:
1352644 BC LTD

ARCHITECT SEAL

–	–	–
–	–	–
△	–	–

No.	Date	Description
REVISIONS		
–	20-Mar-23	DP Prior-to
–	27-Feb-23	Consultants
B	24-Aug-22	Development Permit
–	19-May-22	Review
–	13-May-22	Consultants
–	05-May-22	Consultants
A	17-Dec-21	Rezoning Pre-App
No.	Date	Description

ISSUE INFORMATION

PLOT DATE:	20-Mar-23
PROJECT NO.:	**21-06**
DRAWN BY:	CDS
CHECKED BY:	dlp
PRINCIPAL IN CHARGE:	Lucio Picciano AIBC
OWNER APPROVAL:	
SCALE:	1/8"=1'-0"

SHEET TITLE

COVER SHEET
DRAWING LIST

SHEET NO.

DP1.0

ORIGINAL SHEET SIZE: 34" x 22"

Code Analysis

Civic Address 311 14th Street West, North Vancouver BC

Legal Description Lot 9 Block 64 District Lot 548 Plan 750

Building Code British Columbia Building Code 2018

1.4 Terms and Abbreviations
1.4.1.2 Defined Terms

Basement means a storey or storeys of a building located below the first storey

Building height (in storeys) means the number of storeys contained between the roof and the floor of the first storey.

First storey means the uppermost storey having its floor level not more than 2 m above grade

Part 9 Housing and Small Buildings
9.10 Fire Protection
9.10.1.3 Items Under Part 3 Jurisdiction
9.10.1.3(8) Sprinkler systems shall be designed, constructed and installed in conformance with Articles 3.2.5.12. to 3.2.5.15. and 3.2.5.17.

9.10.2 Occupancy Classification
Table 9.10.2.1 Group C - Residential

9.10.8 Fire Resistance and Combustibility in Relation to Occupancy, Height and Supported Elements
9.10.8.10 (1) Table 9.10.8.1. does not apply to
(a) a dwelling unit that has no other dwelling unit above or below it
(b) houses with a secondary suite including their common spaces or
(c) a dwelling unit that is not above or below another major occupancy

9.10.8.4(1) Where an assembly is required to be of noncombustible construction and to have a fire-resistance rating, it shall be supported by noncombustible construction

9.10.9 Fire Separations between Rooms and Spaces within Buildings
9.10.9.14 Separation of Residential Suites
9.10.9.14(3) Dwelling units that contain 2 or more storeys including basements as well as houses with a secondary suite including their common spaces shall be separated from the remainder of the building by a fire separation having a fire-resistance rating of not less than 1 h.(See Note A-3.3.4.4.(1).)

9.10.9.14(4) In a house with a secondary suite, dwelling units shall be separated from each other and from ancillary spaces and common spaces with a fire separation
(d) that is not required to have a fire-resistance rating if the building is sprinklered.

Spatial Separations
Duplex
3.2.3 Spatial Separation and Exposure Protection
Table 3.2.3.1.D

Wall Face	Wall Area		Limiting Distance		UPO% Allowable	UPO % Proposed	Construction (C / NC)	FRR	Cladding (C / NC)
North	128.19	m²	2.80	m	22.57%	21.27%	C	N/A	C
South	134.66	m²	6.10	m	58.53%	13.34%	C	N/A	C
East	85.98	m²	2.33	m	20.60%	4.31%	C	N/A	C
West	97.46	m²	2.30	m	20.39%	5.76%	C	N/A	C

Heritage House
9.10.14 Spatial Separation Between Buildings
Table 9.10.14.4.A

Wall Face	Wall Area		Limiting Distance		UPO% Allowable	UPO % Proposed	Construction (C / NC)	FRR	Cladding (C / NC)
North	55.67	m²	6.78	m	70.14%	21.89%	C	N/A	C
South	64.73	m²	2.80	m	15.18%	12.13%	C	N/A	C
East	79.06	m²	4.74	m	30.05%	15.77%	C	N/A	C
West	95.38	m²	4.44	m	22.69%	15.02%	C	N/A	C

9.10.18 Alarm and Detection Systems
9.10.18.2 Fire Alarm System Required
9.10.18.2(5) A fire alarm system is not required in a residential occupancy where an exit or public corridor serves not more than 4 suites or where each suite has direct access to an exterior exit facility leading to ground level

9.10.19 Smoke Alarms
9.10.19.1 Required Smoke Alarms
9.10.19.1(1) Except as permitted by Article 9.10.19.8., smoke alarms conforming to CAN/ULC-S531, "Standard for Smoke Alarms," shall be installed in
(a) each dwelling unit,
9.10.19.3 Location of Smoke Alarms
9.10.19.3(1) Within dwelling units, sufficient smoke alarms shall be installed so that
(a) there is at least one smoke alarm installed on each storey, including basements, and
(b) on any storey of a dwelling unit containing sleeping rooms, a smoke alarm is installed
(i) in each sleeping room, and
(ii) in a location between the sleeping rooms and the remainder of the storey, and if the sleeping rooms are served by a hallway, the smoke alarm shall be located in the hallway.

9.10.20 Firefighting
9.10.20.4 Portable Extinguishers
9.10.20.4(1) Portable extinguishers shall be installed in all buildings, except within dwelling units, in conformance with the British Columbia Fire Code.

9.11.1 Protection from Airborn Noise
9.11.1.1 Required Protection
9.11.1.1(1) Except as provided in Sentences (2) and (3), a dwelling unit shall be separated from every other space in a building in which noise may be generated by
(b) a separating assembly providing a sound transmission class (STC) rating of not less than 50 and adjoining constructions that conform to Article 9.11.1.4. (See Note A-9.11.1.4.)
9.11.1.1(2) Where a house contains a secondary suite, each dwelling unit shall be separated from every other space in the house in which noise may be transmitted by
(b) construction providing an STC rating of not less than 43

Location Map

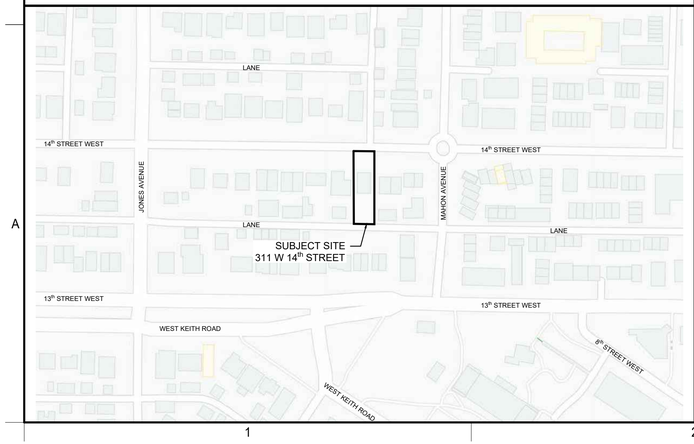

Project Data

CIVIC ADDRESS	311 WEST 14th STREET CITY OF NORTH VANCOUVER, BC			
LEGAL DESCRIPTION	LOT 9 BLOCK 64 DISTRICT LOT 548 PLAN 750			
PID	015-143-023			
CURRENT ZONING	RT-2			
LOT AREA	8399	ft²	780.26	m²

FLOOR SPACE RATIO STATEMENT

PROPOSED FSR	**0.67**			
NET PROJECT AREA / LOT AREA (5655 ft² / 8399 ft²)				
UNITS 2 and 3				
BASEMENT FLOOR	806	ft²	74.88	m²
MAIN FLOOR	791	ft²	73.49	m²
2nd FLOOR	806	ft²	74.88	m²
3rd FLOOR	437	ft²	40.60	m²
DUPLEX TOTAL	2 840	ft²	X 2	
PROPOSED DUPLEX GFA	5 680	ft²	525.69	m²
EXISTING HERITAGE HOUSE				
BASEMENT FLOOR	1 149	ft²	106.75	m²
MAIN FLOOR	1 102	ft²	102.38	m²
2nd FLOOR	810	ft²	75.25	m²
HERITAGE HOUSE GFA	3 061	ft²	284.38	m²
TOTAL GROSS FLOOR AREA	8 741	ft²	812.07	m²
EXEMPTIONS				
WALL THICKNESS ABOVE GRADE 650 lf X 0.5 ft	325	ft²	30.19	m²
BASEMENTS	2 761	ft²	256.51	m²
TOTAL EXEMPTIONS	3 086	ft²	286.70	m²
NET PROJECT AREA	**5 655**	**ft²**	**525.37**	**m²**
AMENITIES				
GARBAGE / RECYCLING	130	ft²	12.08	m²
ACCESSORY BICYCLE STORAGE	96	ft²	8.92	m²
ROOF DECKS UNIT 2	279	ft²	25.91	m²
UNIT 3	279	ft²	25.91	m²

PARKING

	REQUIRED	PROVIDED
DWELLING PARKING		
1 PER DWELLING UNIT	4	4
BICYCLE PARKING		
2 PER DWELLING UNIT	8	8

SITE COVERAGE

PROPOSED SITE COVERAGE	**0.359**			
GROSS BUILDING AREA / LOT AREA (3 016 ft² / 8399 ft²)				
EXISTING HERITAGE HOUSE (MINUS NON-CONFORMING ADDITION)	1 204	ft²	111.90	m²
PROPOSED DUPLEX	1 812	ft²	168.30	m²
TOTAL SITE COVERAGE	3 016	ft²	280.20	m²

BUILDING HEIGHT

AVERAGE GRADE	227.47	ft	69.33	m
PROPOSED ROOF PEAK (8.9 m FROM AVERAGE GRADE)	256.67	ft	78.23	m
TOP PLATE (8.5 m FROM AVERAGE GRADE)	255.37	ft	77.84	m
REFERENCE HEIGHT	229.17	ft	69.85	m
FRONT (230.94 + 232.35)/2	231.65	ft		
REAR (222.73 + 228.15)/2	225.44	ft		
231.65 + ((225.44-231.65)0.4)	229.17	ft		

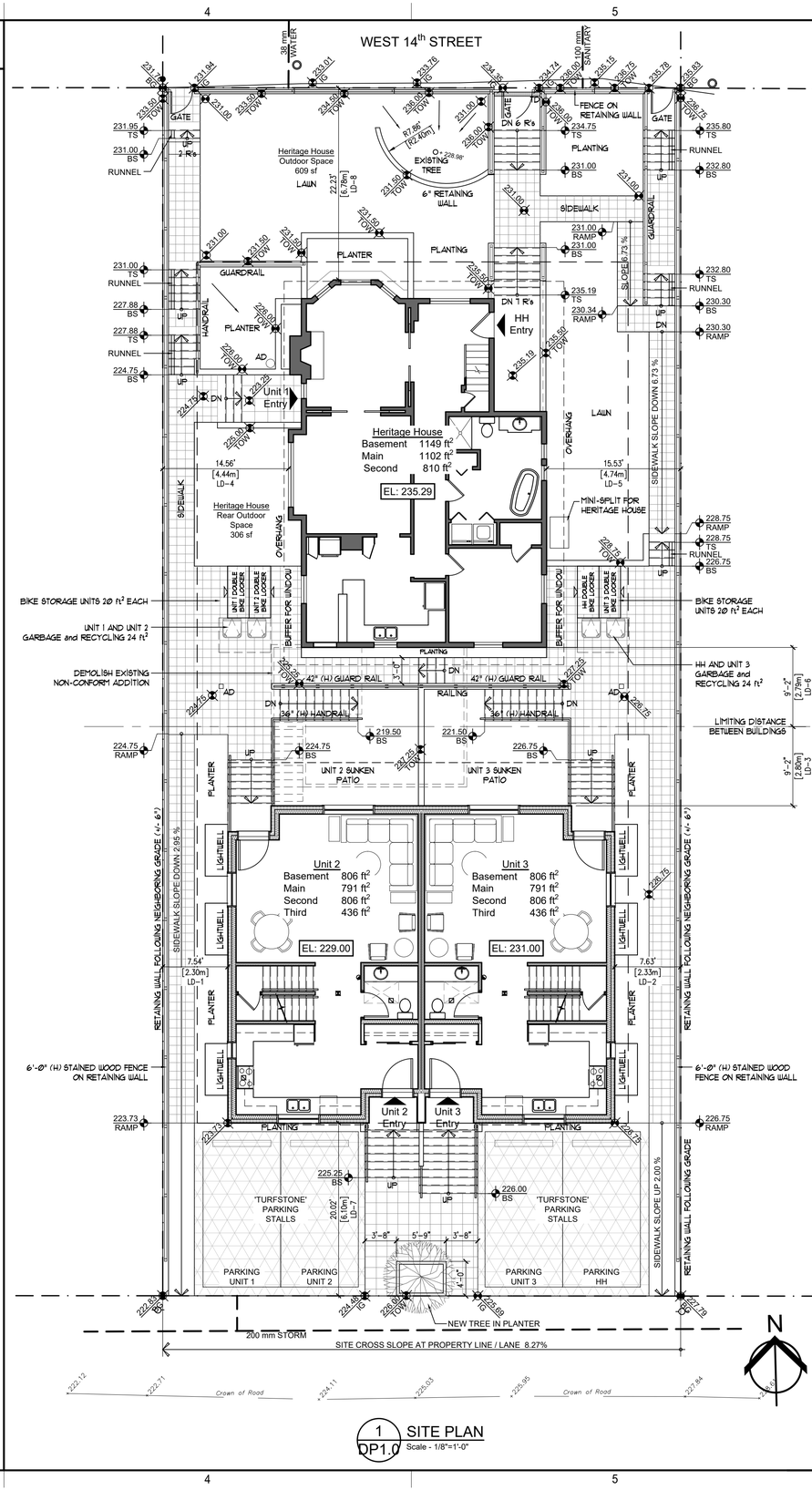

1 DP1.0 SITE PLAN
Scale - 1/8"=1'-0"

ARCHITECT:

d|p architecture

DLP ARCHITECTURE INC
202-460 NANAIMO ST
VANCOUVER BC V5L 4W3
778-889-6849

PRIMARY CONTACT:

D. LUCIO PICCIANO
202-460 NANAIMO ST
VANCOUVER BC V5L 4W3
778-889-6849

PROJECT:

HERITAGE REVITALIZATION and NEW LOW ENERGY DUPLEX

PROJECT ADDRESS:
311 West 14th Street.
City of North Vancouver, BC

OWNER:
1352644 BC LTD

ARCHITECT SEAL

No.	Date	Description
–	–	–
–	–	–
△	–	–

REVISIONS

No.	Date	Description
–	20-Mar-23	DP Prior-to
–	27-Feb-23	Consultants
B	24-Aug-22	Development Permit
–	19-May-22	Review
–	13-May-22	Consultants
–	05-May-22	Consultants
A	17-Dec-21	Rezoning Pre-App

ISSUE INFORMATION

PLOT DATE: 20-Mar-23

PROJECT NO.: **21-06**
DRAWN BY: CDS
CHECKED BY: dlp
PRINCIPAL IN CHARGE: Lucio Picciano AIBC
OWNER APPROVAL:

SCALE: 1/8"=1'-0"

SHEET TITLE

SITE PLAN
PROJECT DATA

SHEET NO.

DP1.1

ORIGINAL SHEET SIZE 34" x 22"

AERIAL VIEW OF FRONT YARD HERITAGE HOUSE

FRONT VIEW SE OF HERITAGE HOUSE

REAR OF HERITAGE HOUSE

PERSPECTIVE SOUTH FROM WEST SIDEYARD

PERSPECTIVE EAST FROM WEST SIDEYARD

REAR OF LANEWAY DUPLEX

2 DP1.2 — 2 bike storage locker
Scale - NTS

1 DP1.2 — 311 w 14th st LANE VIEW
Scale - NTS

ARCHITECT:

d|p
architecture

DLP ARCHITECTURE INC
202-460 NANAIMO ST
VANCOUVER BC V5L 4W3
778-889-6849

PRIMARY CONTACT:

D. LUCIO PICCIANO
202-460 NANAIMO ST
VANCOUVER BC V5L 4W3
778-889-6849

PROJECT:

HERITAGE REVITALIZATION and NEW LOW ENERGY DUPLEX

PROJECT ADDRESS:

311 West 14th Street.
City of North Vancouver, BC

OWNER:

1352644 BC LTD

ARCHITECT SEAL

–	–	–
–	–	–
△	–	–
No.	Date	Description

REVISIONS

–	20-Mar-23	DP Prior-to
–	27-Feb-23	Consultants
B	24-Aug-22	Development Permit
–	19-May-22	Review
–	13-May-22	Consultants
–	05-May-22	Consultants
A	17-Dec-21	Rezoning Pre-App
No.	Date	Description

ISSUE INFORMATION

PLOT DATE: 20-Mar-23

PROJECT NO.: **21-06**
DRAWN BY: CDS
CHECKED BY: dlp
PRINCIPAL IN CHARGE: Lucio Picciano AIBC
OWNER APPROVAL:

SCALE:

SHEET TITLE

3D VIEWS

SHEET NO.

DP1.2

ORIGINAL SHEET SIZE 34" x 22"

Assemblies

Exterior Wall Assemblies

W1

TYPE	ASSEMBLY	DESCRIPTION

FRR: W1 n/a | STC: n/a | R_{si} / U: 7.38 | 0.14 | EQUIV. / CODE | VBBL: -



TYPICAL FOUNDATION WALL - BELOW GRADE

	FILTER CLOTH and DRAINAGE MAT on
	SELF-ADHERED WATERPROOF MEMBRANE (SAM) on
4"	EPS RIGID INSULATION on
2 ⅝"	ICF RIGID INSULATION
8"	CAST IN PLACE CONCRETE FOUNDATION WALL (ICF)
2 ⅝"	ICF RIGID INSULATION
½"	GYPSUM WALL BOARD

ASSEMBLY THICKNESS | W1 | 18.23"

RSI CALCULATION

COMPONENT	PERCENTAGE (%)	THICKNESS (Inches)	THICKNESS (m)	CONDUCTIVITY (W/mk)	RSI VALUE (m^2 k/w)
SAM	100.00	0.12	0.003	0.250	0.012
EPS Rigid Insulation	100.00	4.00	0.102	0.030	3.387
ICF Insulation	100.00	2.63	0.067	0.036	1.852
Reinforced Concrete (ICF)	100.00	8.00	0.203	2.100	0.097
ICF Insulation	100.00	2.63	0.067	0.036	1.852
Gypsum Wall Board	100.00	0.50	0.013	0.250	0.051
	UP	Horizontal	Down		
Rsi	0.10	0.13	0.17		0.13
Rse	0.04	0.04	0.04		0.00

Note: Materials with 0.000 conductivity not included in calculation. Rse Below Grade = 0.00

Total R_{SI} 7.38

W2

FRR: W2 n/a | STC: n/a | R_{si} / U: 6.59 | 0.16 | EQUIV. / CODE | VBBL: -

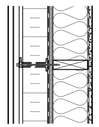

TYPICAL EXTERIOR FRAMED WALL

	EXTERIOR WALL CLADDING (REFER TO ELEVATIONS)
⅞"	METAL HAT TRACK STRAPPING at 24" o.c.
4 ½"	'CASCADIA CLIP' FIBERGLASS THERMAL SPACER or SIMILAR - SPACING PER SPECIFICATIONS
4"	'SOPRAROCK' EXTERIOR INSULATION BOARD on AIR AND MOISTURE BARRIER
¾"	PLYWOOD SHEATHING
2 x 6	WOOD STUD FRAMING at 24" o.c c/w
5 ½"	'COMFORTBATT' ROCKWOOL INSULATION
6 mil	UV POLY VAPOUR BARRIER
½"	GYPSUM WALL BOARD

NOTE: BASEMENT EXTERIOR WALL MAY CONTAIN ADDITIONAL OVERFRAMING TO MAINTAIN WALL PLANE - REFER TO PLANS

ASSEMBLY THICKNESS | W2 | 12.63"

RSI CALCULATION

COMPONENT	PERCENTAGE (%)	THICKNESS (Inches)	THICKNESS (m)	CONDUCTIVITY (W/mk)	RSI VALUE (m^2 k/w)
'Soprarock' Exterior Insulation	100.00	4.00	0.102	0.037	2.746
Plywood Sheathing	100.00	0.75	0.019	0.130	0.147
2 x 6 Wood Studs	11.00	5.50	0.140	0.130	0.118
Batt Insulation	89.00	5.50	0.140	0.037	3.360
Gypsum Wall Board	100.00	0.50	0.013	0.250	0.051
	UP	Horizontal	Down		
Rsi	0.10	0.13	0.17		0.13
Rse	0.04	0.04	0.04		0.04

Note: Materials with 0.000 conductivity not included in calculation. Rse Below Grade = 0.00

Total R_{SI} 6.59

W3

FRR: W3 n/a | STC: n/a | R_{si} / U: n/a | n/a | EQUIV. / CODE | VBBL: -

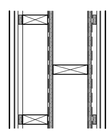

TYPICAL EXTERIOR FRAMED WALL

	EXTERIOR WALL CLADDING (REFER TO ELEVATIONS)
	VERTICAL RAINSCREEN STRAPPING
2 x	BLOCKING (TO MAINTAIN WALL PLANE)
	AIR AND MOISTURE BARRIER
⅜"	PLYWOOD SHEATHING
2 x 6	WOOD STUD FRAMING at 24" o.c
½"	PLYWOOD SHEATHING
	AIR AND MOISTURE BARRIER
	VERTICAL RAINSCREEN STRAPPING
	EXTERIOR WALL CLADDING

ASSEMBLY THICKNESS | W3 | VARIES

Party Wall Assemlies

W4

FRR: W4 1 hr | STC: 52 | R_{si} / U: n/a | n/a | EQUIV. / CODE | VBBL: -

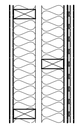

TYPICAL INTERIOR PARTY WALL

⅝"	'TYPE X' GYPSUM WALL BOARD
2 x 4	WOOD STUD FRAMING at 16" o.c.
	ACOUSTIC BATT INSULATION
1"	AIRSPACE
2 x 4	WOOD STUD FRAMING at 16" o.c. c/w
	ACOUSTIC BATT INSULATION and
⅝"	'TYPE X' GYPSUM WALL BOARD
	20 ga. RESILIENT CHANNEL - ONE SIDE ONLY
⅝"	'TYPE X' GYPSUM WALL BOARD - STAGGERD JOINTS

ASSEMBLY THICKNESS | W4 | 9.91"

Interior Wall Assemblies

W5 W5a

FRR: W5 n/a | W5a n/a | STC: 35 / 36 | R_{si} / U: n/a | n/a | EQUIV. / CODE | VBBL: -

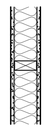

TYPICAL INTERIOR WALL - NON-RATED SMOKE SEPARATION

W5

½"	PAINTED GYPSUM WALL BOARD - BOTH SIDES
2 x 4	WOOD STUD FRAMING at 16" o.c.

W5a ACOUSTIC WALL

SAME AS	W5
ADD:	ACOUSTIC BATT INSULATION TO FILL STUD SPACE
OPTION:	ADD 20 ga. RESILIENT CHANNEL (STC = 39)

REFER TO STRUCTURAL DRAWINGS FOR LOAD BEARING WALL LOCATIONS AND DETAILS

ASSEMBLY THICKNESS | W5 | 4.50" | W5a | 4.53"

W6 W6a

FRR: W6 n/a | W6a n/a | STC: 35 / 37 | R_{si} / U: n/a | n/a | EQUIV. / CODE | VBBL: -

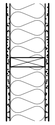

TYPICAL INTERIOR WALL - NON-RATED SMOKE SEPARATION

W6

½"	GYPSUM WALL BOARD - BOTH SIDES
2 x 6	WOOD STUD FRAMING at 16" o.c.

W6a ACOUSTIC WALL

SAME AS	W6
ADD:	ACOUSTIC BATT INSULATION TO FILL STUD SPACE
OPTION:	ADD 20 ga. RESILIENT CHANNEL (STC = 40)

WALL MAY CONTAIN PLUMBING

ASSEMBLY THICKNESS | W6 | 6.50" | W6a | 6.53"

Floor Assemblies

F1

FRR: F1 N/R | STC: n/a | R_{si} / U: 7.11 | 0.14 | EQUIV. / CODE | VBBL: -

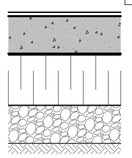

TYPICAL SLAB ON GRADE FLOOR

½"	HARDWOOD FLOORING
6"	CAST IN PLACE REINFORCED CONCRETE SLAB
6 mil	UV POLY VAPOUR BARRIER
8"	EPS RIGID INSULATION - FULL FIELD
6"	CRUSHED GRAVEL (min.)
	NATIVE SOIL or COMPACTED BACKFILL

ASSEMBLY THICKNESS | F1 | 14.50"

RSI CALCULATION

COMPONENT	PERCENTAGE (%)	THICKNESS (Inches)	THICKNESS (m)	CONDUCTIVITY (W/mk)	RSI VALUE (m^2 k/w)
Hardwood Flooring	100.00	0.50	0.013	0.130	0.098
Concrete Slab	100.00	6.00	0.152	2.100	0.073
EPS Rigid Insulation	100.00	8.00	0.203	0.030	6.773
	UP	Horizontal	Down		
Rsi	0.10	0.13	0.17		0.17
Rse	0.04	0.04	0.04		0.00

Note: Materials with 0.000 conductivity not included in calculation. Rse Below Grade = 0.00

Total R_{SI} 7.11

Floor Assemblies

F2

FRR: F2 1 hr | STC: n/a | R_{si} / U: 7.98 | 0.13 | EQUIV. / CODE | VBBL: -

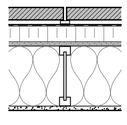

TYPICAL FRAMED FLOOR - EXTERIOR

	PAVERS ON LEVELING PADS
	2 PLY SBS ROOFING MEMBRANE
4"	POLYISOBOARD INSULATION
¾"	T & G PLYWOOD SUB FLOOR (GLUED AND SCREWED)
2x	SLEEPERS at 24" o.c. - SLOPED TO DRAIN
9 ½"	TRUSS JOIST FRAMING SYSTEM at 16" o.c.
	REFER TO STRUCTURAL
	MINERAL WOOL INSULATION
⅝"	2 LAYERS 'TYPE X' GYPSUM WALL BOARD CEILING

ASSEMBLY THICKNESS | F2 | 13.00"

RSI CALCULATION

COMPONENT	PERCENTAGE (%)	THICKNESS (Inches)	THICKNESS (m)	CONDUCTIVITY (W/mk)	RSI VALUE (m^2 k/w)
Plywood Sheathing	100.00	0.75	0.019	0.130	0.147
2x Sleepers	14.58	1.50	0.038	0.130	0.043
Polyurethane Spray Foam Insulation	85.42	1.50	0.038	0.035	0.930
Truss Joists	5.00	9.50	0.241	0.130	0.093
Polyurethane Spray Foam Insulation	95.00	9.50	0.241	0.035	6.550
2 Layers Gypsum Wall Board	100.00	1.25	0.032	0.430	0.074
	UP	Horizontal	Down		
Rsi	0.10	0.13	0.17		0.10
Rse	0.04	0.04	0.04		0.04

Note: Materials with 0.000 conductivity not included in calculation. Rse Below Grade = 0.00

Total R_{SI} 7.98

F2a

FRR: F2a 1 hr | STC: n/a | R_{si} / U: 7.31 | 0.14 | EQUIV. / CODE | VBBL: -

TYPICAL FRAMED FLOOR - EXTERIOR

	WALKABLE POLYURETHANE MEMBRANE
	2 PLY SBS ROOFING MEMBRANE
½"	PROTECTION BOARD
1"	VACUUM INSULATED PANEL (VIP)
¾"	T & G PLYWOOD SUB FLOOR (GLUED AND SCREWED)
2 x 6	FLOOR FRAMING JOISTS at 12" o.c.
	REFER TO STRUCTURAL
	BATT INSULATION
⅝"	2 LAYERS TYPE 'X' GYPSUM WALL BOARD

ASSEMBLY THICKNESS | F2a | 9.00"

RSI CALCULATION

COMPONENT	PERCENTAGE (%)	THICKNESS (Inches)	THICKNESS (m)	CONDUCTIVITY (W/mk)	RSI VALUE (m^2 k/w)
Protection Board	100.00	0.50	0.013	0.130	0.098
Vacuum Insulated Panel (VIP)	100.00	1.00	0.025	0.008	3.175
Sheathing	85.42	0.75	0.019	0.130	0.147
Wood Joists	12.50	5.50	0.140	0.130	0.134
Polyurethane Spray Foam Insulation	87.50	5.50	0.140	0.035	3.493
2 Layers Gypsum Wall Board	100.00	1.25	0.032	0.250	0.127
	UP	Horizontal	Down		
Rsi	0.10	0.13	0.17		0.10
Rse	0.04	0.04	0.04		0.04

Note: Materials with 0.000 conductivity not included in calculation. Rse Below Grade = 0.00

Total R_{SI} 7.31

F3

FRR: F3 N/R | STC: n/a | R_{si} / U: 7.00 | 0.15 | EQUIV. / CODE | VBBL: -

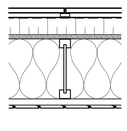

TYPICAL FRAMED FLOOR - EXTERIOR

	FINISHED FLOOR on
	2 PLY SBS ROOFING MEMBRANE
4"	POLYISOBOARD INSULATION
¾"	T & G PLYWOOD SUB FLOOR (GLUED AND SCREWED)
9 ½"	TRUSS JOIST FRAMING SYSTEM
	REFER TO STRUCTURAL c/w
	MINERAL WOOL INSULATION
⅞"	METAL HAT TRACK STRAPPING at 24" o.c.
	FINISHED METAL VENTED SOFFIT

ASSEMBLY THICKNESS | F3 | 11.63"

RSI CALCULATION

COMPONENT	PERCENTAGE (%)	THICKNESS (Inches)	THICKNESS (m)	CONDUCTIVITY (W/mk)	RSI VALUE (m^2 k/w)
Plywood Sheathing	100.00	0.75	0.019	0.130	0.147
Truss Joists	5.00	9.50	0.241	0.130	0.093
Polyurethane Spray Foam Insulation	95.00	9.50	0.241	0.035	6.550
	UP	Horizontal	Down		
Rsi	0.10	0.13	0.17		0.17
Rse	0.04	0.04	0.04		0.04

Note: Materials with 0.000 conductivity not included in calculation. Rse Below Grade = 0.00

Total R_{SI} 7.00

Floor Assemblies

F4

FRR: F4 1 hr | STC: n/a | R_{si} / U: 8.04 | 0.13 | EQUIV. / CODE | VBBL: -

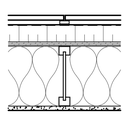

TYPICAL FRAMED FLOOR - EXTERIOR

	STAINED WOOD DECKING on LEVELING PADS
	2 PLY SBS ROOFING MEMBRANE
4"	POLYISOBOARD INSULATION
¾"	T & G PLYWOOD SUB FLOOR (GLUED AND SCREWED)
2x	SLEEPERS at 24" o.c. - SLOPED TO DRAIN
9 ½"	TRUSS JOIST FRAMING SYSTEM at 16" o.c.
	REFER TO STRUCTURAL
	MINERAL WOOL INSULATION
⅝"	2 LAYERS 'TYPE X' GYPSUM WALL BOARD CEILING

ASSEMBLY THICKNESS | F4 | 13.00"

RSI CALCULATION

COMPONENT	PERCENTAGE (%)	THICKNESS (Inches)	THICKNESS (m)	CONDUCTIVITY (W/mk)	RSI VALUE (m^2 k/w)
Plywood Sheathing	100.00	0.75	0.019	0.130	0.147
2x Sleepers	14.58	1.50	0.038	0.130	0.043
Polyurethane Spray Foam Insulation	85.42	1.50	0.038	0.035	0.930
Truss Joists	5.00	9.50	0.241	0.130	0.093
Polyurethane Spray Foam Insulation	95.00	9.50	0.241	0.035	6.550
Gypsum Wall Board	100.00	1.25	0.032	0.25	0.127
	UP	Horizontal	Down		
Rsi	0.10	0.13	0.17		0.10
Rse	0.04	0.04	0.04		0.04

Note: Materials with 0.000 conductivity not included in calculation. Rse Below Grade = 0,00

Total R_{SI} 8.03

F5

FRR: F5 1 hr | STC: 34 | R_{si} / U: n/a | n/a | EQUIV. / CODE | VBBL: F4b

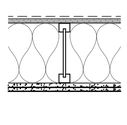

TYPICAL RATED FRAMED FLOOR - INTERIOR

	FINISHED FLOOR on
¾"	T & G PLYWOOD SUB FLOOR (GLUED AND SCREWED)
9 ½"	TRUSS JOIST FRAMING SYSTEM
	REFER TO STRUCTURAL
	ACOUSTIC BATT INSULATION TO FILL JOIST SPACE
⅝"	2 LAYERS 'TYPE X' GYPSUM WALL BOARD CEILING

ASSEMBLY THICKNESS | F5 | 11.51"

F5a

FRR: F5a n/a | STC: 31 | R_{si} / U: n/a | n/a | EQUIV. / CODE | VBBL: F3b

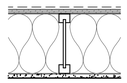

TYPICAL FRAMED FLOOR - INTERIOR

	FINISHED FLOOR on
¾"	T & G PLYWOOD SUB FLOOR (GLUED AND SCREWED)
9 ½"	TRUSS JOIST FRAMING SYSTEM
	REFER TO STRUCTURAL
	ACOUSTIC BATT INSULATION TO FILL JOIST SPACE
⅝"	GYPSUM WALL BOARD CEILING

ASSEMBLY THICKNESS | F5a | 10.88"

F6

FRR: W6 n/a | STC: 31 | R_{si} / U: n/a | n/a | EQUIV. / CODE | VBBL: F3b

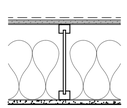

TYPICAL RATED FRAMED FLOOR - INTERIOR

	FINISHED FLOOR on
¾"	T & G PLYWOOD SUB FLOOR (GLUED AND SCREWED)
11 ⅞"	TRUSS JOIST FRAMING SYSTEM
	REFER TO STRUCTURAL c/w
	ACOUSTIC BATT INSULATION TO FILL JOIST SPACE
⅝"	GYPSUM WALL BOARD CEILING

ASSEMBLY THICKNESS | F6 | 13.26"

F7

FRR: F7 n/a | STC: n/a | R_{si} / U: n/a | n/a | EQUIV. / CODE | VBBL: -

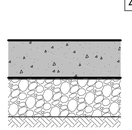

TYPICAL SLAB ON GRADE FLOOR - GARAGE

6"	CAST IN PLACE REINFORCED CONCRETE SLAB
	REFER TO STRUCTURAL
6 mil	UV POLY VAPOUR BARRIER
6"	CRUSHED GRAVEL (min.)
	NATIVE SOIL or COMPACTED BACKFILL

ASSEMBLY THICKNESS | F7 | 6.00"

ARCHITECT:

d|p architecture

DLP ARCHITECTURE INC
202-460 NANAIMO ST
VANCOUVER BC V5L 4W3
778-889-6849

PRIMARY CONTACT:

D. LUCIO PICCIANO
202-460 NANAIMO ST
VANCOUVER BC V5L 4W3
778-883-6849

PROJECT:

HERITAGE REVITALIZATION and NEW LOW ENERGY DUPLEX

PROJECT ADDRESS:

311 West 14th Street.
City of North Vancouver, BC

OWNER:

1352644 BC LTD

2023-04-04

ARCHITECT SEAL

REVISIONS

No.	Date	Description
–	20-Mar-23	DP Prior-to
–	27-Feb-23	Consultants
B	24-Aug-22	Development Permit
–	19-May-22	Review
–	13-May-22	Consultants
–	05-May-22	Consultants
A	17-Dec-21	Rezoning Pre-App

ISSUE INFORMATION

PLOT DATE: 20-Mar-23

PROJECT NO.: **21-06**
DRAWN BY: CDS
CHECKED BY: dlp
PRINCIPAL IN CHARGE: Lucio Picciano AIBC
OWNER APPROVAL:

SCALE: 1"=1'-0"

SHEET TITLE

Assemblies

SHEET NO.

DP1.3

ORIGINAL SHEET SIZE 34" x 22"

Assemblies

Roof Assemblies

R1

FRR	
R1	N/R

STC	
n/a	

R_{SI} / U	
14.36	0.07

EQUIV. / CODE: VBBL -

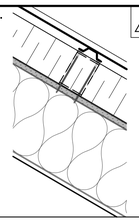

TYPICAL FRAMED ROOF

24 ga. STANDING SEAM METAL ROOF CLADDING
⅞" METAL HAT TRACK STRAPPING at 24" o.c.
6 ½" 'CASCADIA CLIP' FIBERGLASS THERMAL SPACER or SIMILAR - SPACING PER SPECIFICATIONS
6" POLYISO RIGID INSULATION BOARD
2 PLY SBS ROOF MEMBRANE
¾" T&G PLYWOOD SHEATHING
11 ⅞" TRUSS JOIST ROOF RAFTERS at 24" o.c.
REFER TO STRUCTURAL
11 ⅞" ROCKWOOL 'COMFORTBATT' INSULATION
6 mil UV POLY VAPOUR BARRIER
⅝" GYPSUM WALL BOARD CEILING

ASSEMBLY THICKNESS: R1 — 20.63"

RSI CALCULATION

COMPONENT	PERCENTAGE (%)	THICKNESS (Inches)	THICKNESS (m)	CONDUCTIVITY (W/mk)	RSI VALUE (m^2 k/w)
ISO Rigid Insulation Board	100.00	6.00	0.152	0.025	6.096
Plywood Sheathing	100.00	0.75	0.019	0.130	0.147
Truss Joist Rafters	4.00	11.88	0.302	0.130	0.093
Rockwool Batt Insulation	96.00	11.88	0.302	0.037	7.826
Gypsum Wall Board	100.00	0.63	0.016	0.250	0.064
	UP	Horizontal	Down		
Rsi	0.10	0.13	0.17		0.10
Rse	0.04	0.04	0.04		0.04

Note: Materials with 0.000 conductivity not included in calculation.
Rse Below Grade = 0.00

Total R_{SI} 14.36

R2

FRR	
R2	N/R

STC	
n/a	

R_{SI} / U	
n/a	n/a

EQUIV. / CODE: VBBL -

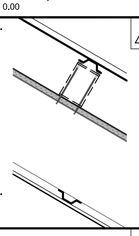

TYPICAL FRAMED ROOF - NON INSULATED

24 ga. STANDING SEAM METAL ROOF CLADDING
⅞" METAL HAT TRACK STRAPPING at 24" o.c.
6 ½" 'CASCADIA CLIP' FIBERGLASS THERMAL SPACER or SIMILAR - SPACING PER SPECIFICATIONS
2 PLY SBS ROOF MEMBRANE
¾" T&G PLYWOOD SHEATHING
11 ⅞" TRUSS JOIST ROOF RAFTERS at 24" o.c.
REFER TO STRUCTURAL
⅞" METAL HAT TRACK STRAPPING at 24" o.c.
FINISHED METAL VENTED SOFFIT

ASSEMBLY THICKNESS: R2 — 20.63"

R3

FRR	
R3	N/R

STC	
n/a	

R_{SI} / U	
14.97	0.07

EQUIV. / CODE: VBBL -

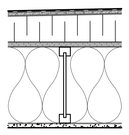

TYPICAL FLAT ROOF

2 PLY SBS TORCH ON ROOF MEMBRANE
½" PROTECTION BOARD
6 ¾" EFFECTIVE TAPERED POLYISO RIGID INSULATION
2% SLOPE TO DRAIN (min.)
¾" T&G PLYWOOD SHEATHING
11 ⅞" TRUSS JOIST FRAMING SYSTEM
REFER TO STRUCTURAL
11 ⅞" ROCKWOOL 'COMFORTBATT' INSULATION
6 mil UV POLY VAPOUR BARRIER
⅝" GYPSUM WALL BOARD CEILING

ASSEMBLY THICKNESS: R2 — 20.26"

RSI CALCULATION

COMPONENT	PERCENTAGE (%)	THICKNESS (Inches)	THICKNESS (m)	CONDUCTIVITY (W/mk)	RSI VALUE (m^2 k/w)
Protection Board	100.00	0.50	0.013	0.130	0.098
PolyISO Insulation Board (Effective)	100.00	6.50	0.165	0.025	6.604
Plywood Sheathing	100.00	0.75	0.019	0.130	0.147
Roof Truss Joists	4.00	11.88	0.302	0.130	0.093
Batt Insulation	96.00	11.88	0.302	0.037	7.826
Gypsum Wall Board	100.00	0.63	0.016	0.250	0.064
	UP	Horizontal	Down		
Rsi	0.10	0.13	0.17		0.10
Rse	0.04	0.04	0.04		0.04

Note: Materials with 0.000 conductivity not included in calculation.
Rse Below Grade = 0.00

Total R_{SI} 14.97

R4

FRR	
R4	N/R

STC	
n/a	

R_{SI} / U	
n/a	n/a

EQUIV. / CODE: VBBL -

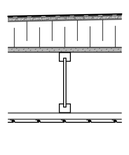

TYPICAL FLAT ROOF

2 PLY SBS TORCH ON ROOF MEMBRANE
½" PROTECTION BOARD
TAPERED RIGID INSULATION - SLOPE PACKAGE
2% SLOPE TO DRAIN (min.)
¾" T&G PLYWOOD SHEATHING
11 ⅞" TRUSS JOIST FRAMING SYSTEM
REFER TO STRUCTURAL
⅞" METAL HAT TRACK STRAPPING at 24" o.c.
FINISHED METAL VENTED SOFFIT

ASSEMBLY THICKNESS: R4 — 21.00"

Window and Door Schedule

WT1

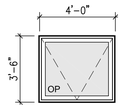

Vent Area 12.20 sf

Supplier	TBD		
Unit No.	WT1		
Specifications	Type	Tilt and Turn	
	Frame	Vinyl	
	Dimensions	Frame	4'-0" x 3'-6"
		R/O	Manufacturer
		Head	7'-6"
		Screen	Interior - Removable

Location	Room	Qty.	Oper.
	Secondary Suite 1 - Bedroom, Living Room, Den	3	Tilt/Turn
	Secondary Suite 1 - Bedroom, Living Room, Den	3	Tilt/Turn
	Total	6	

Notes: Refer to Elevations for Operation
All windows to conform to BCBC 9.7. Windows, Doors and Skylights

WT2

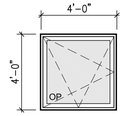

Vent Area 14.10 sf

Supplier	TBD		
Unit No.	WT2		
Specifications	Type	Tilt and Turn	
	Frame	Vinyl	
	Dimensions	Frame	4'-0" x 4'-0"
		R/O	Manufacturer
		Head	7'-6"
		Screen	Interior - Removable

Location	Room	Qty.	Oper.
	Secondary Suite 1 - Kitchen and Living Room	2	Tilt/Turn
	Secondary Suite 2 - Kitchen and Living Room	2	Tilt/Turn
	Unit 1 - Dining Room, Bedroom 2 and Bedroom 3	3	Tilt/Turn
	Unit 2 - Dining Room, Bedroom 2 and Bedroom 3	3	Tilt/Turn
	Total	10	

Notes: Refer to Elevations for Operation
All windows to conform to BCBC 9.7. Windows, Doors and Skylights

WT3

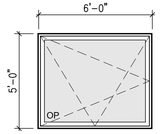

Vent Area 21.30 sf

Supplier	TBD		
Unit No.	WT3		
Specifications	Type	Tilt and Turn	
	Frame	Vinyl	
	Dimensions	Frame	6'-0" x 5'-0"
		R/O	Manufacturer
		Head	7'-6"
		Screen	Interior - Removable

Location	Room	Qty.	Oper.
	Unit 1 - Living Room	1	Tilt/Turn
	Unit 2 - Living Room	1	Tilt/Turn
	Total	2	

Notes: Refer to Elevations for Operation
All windows to conform to BCBC 9.7. Windows, Doors and Skylights

WT4

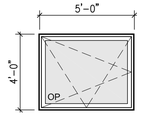

Vent Area 17.80 sf

Supplier	TBD		
Unit No.	WT4		
Specifications	Type	Tilt and Turn	
	Frame	Vinyl	
	Dimensions	Frame	5'-0" x 4'-0"
		R/O	Manufacturer
		Head	7'-6"
		Screen	Interior - Removable

Location	Room	Qty.	Oper.
	Unit 1 - Kitchen, Bedroom 1 and Loft	3	Tilt/Turn
	Unit 2 - Kitchen, Bedroom 1 and Loft	3	Tilt/Turn
	Total	6	

Notes: Refer to Elevations for Operation
All windows to conform to BCBC 9.7. Windows, Doors and Skylights

WT5

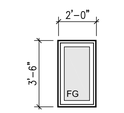

Vent Area 0.00 sf

Supplier	TBD		
Unit No.	WT5		
Specifications	Type	Fixed	
	Frame	Vinyl	
	Dimensions	Frame	2'-0" x 3'-6"
		R/O	Manufacturer
		Head	7'-6"
		Screen	N/A

Location	Room	Qty.	Oper.
	Unit 1 - Kitchen, Second Floor Stair, Loft Stair	3	Fixed
	Unit 2 - Kitchen, Second Floor Stair, Loft Stair	3	Fixed
	Total	6	

Notes: Refer to Elevations for Operation
All windows to conform to BCBC 9.7. Windows, Doors and Skylights

WT6

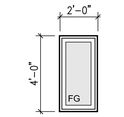

Vent Area 0.00 sf

Supplier	TBD		
Unit No.	WT6		
Specifications	Type	Fixed	
	Frame	Vinyl	
	Dimensions	Frame	2'-0" x 4'-0"
		R/O	Manufacturer
		Head	7'-6"
		Screen	N/A

Location	Room	Qty.	Oper.
	Unit 1 - Bedroom 1	1	Fixed
	Unit 2 - Bedroom 1	1	Fixed
	Total	2	

Notes: Refer to Elevations for Operation
All windows to conform to BCBC 9.7. Windows, Doors and Skylights

WT7

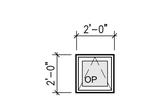

Vent Area 3.10 sf

Supplier	TBD		
Unit No.	WT7		
Specifications	Type	Awning	
	Frame	Vinyl	
	Dimensions	Frame	2'-0" x 4'-0"
		R/O	Manufacturer
		Head	7'-6"
		Screen	Interior - Removable

Location	Room	Qty.	Oper.
	Unit 1 - Bathroom	1	Awning
	Unit 2 - Bathroom	1	Awning
	Total	2	

Notes: Refer to Elevations for Operation
All windows to conform to BCBC 9.7. Windows, Doors and Skylights

WT8

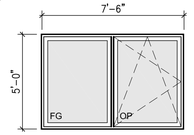

Vent Area 16.90 sf

Supplier	TBD		
Unit No.	WT8		
Specifications	Type	Tilt and Turn	
	Frame	Vinyl	
	Dimensions	Frame	7'-6" x 5'-0"
		R/O	Manufacturer
		Head	7'-6"
		Screen	Interior - Removable

Location	Room	Qty.	Oper.
	Unit 1 - Loft	1	Tilt/Turn
	Unit 2 - Loft	1	Tilt/Turn
	Total	2	

Notes: Refer to Elevations for Operation
All windows to conform to BCBC 9.7. Windows, Doors and Skylights

WT9

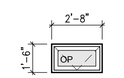

Vent Area 3.00 sf

Supplier	TBD		
Unit No.	WT9		
Specifications	Type	Hopper	
	Frame	Vinyl	
	Dimensions	Frame	2'-8" x 1'-6"
		R/O	Manufacturer
		Head	9'-8"
		Screen	Interior - Removable

Location	Room	Qty.	Oper.
	Heritage House Basement Suite - Living Room	1	Hopper
	Total	1	

Notes: Refer to Elevations for Operation
All windows to conform to BCBC 9.7. Windows, Doors and Skylights

DT1

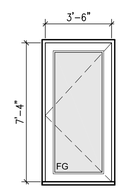

Vent Area 25.67 sf

Supplier	TBD		
Unit No.	DT1		
Data	Type	Entry Door	FRR
	Door Dimensions	3'-6" x 7'-4"	
	Core	Solid Wood / Glass	N/R
	Frame Dimensions	3'-10" x 7'-6"	
	Frame Type	Vinyl	N/R
	Hardware	Passage Set	
		Deadbolt / Weatherstrip	

Location	Room	Qty.	Oper.
	Secondary Suites 1 and 2 - Entry	2	RH / LH
	Units 1 and 2 - Entry	2	RH / LH
	Units 1 and 2 - Dining Room	2	RH / LH
	Units 1 and 2 - Loft	2	RH / LH
	Total	8	

Notes: Refer to Elevations for Operation
All windows to conform to BCBC 9.7. Windows, Doors and Skylights

DT2

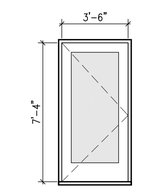

Vent Area 25.67 sf

Supplier	TBD		
Unit No.	DT2		
Data	Type	Entry Door	FRR
	Door Dimensions	3'-6" x 7'-4"	
	Core	Solid Wood / Glass	N/R
	Frame Dimensions	3'-10" x 7'-6"	
	Frame Type	Wood	N/R
	Hardware	Passage Set	
		Deadbolt / Weatherstrip	

Location	Room	Qty.	Oper.
	Heritage House - Basement Suite	1	RH
	Total	9	

Notes: Refer to Elevations for Operation
All windows to conform to BCBC 9.7. Windows, Doors and Skylights

ARCHITECT:

d|p architecture

DLP ARCHITECTURE INC
202-460 NANAIMO ST
VANCOUVER BC V5L 4W3
778-889-6849

PRIMARY CONTACT:

D. LUCIO PICCIANO
202-460 NANAIMO ST
VANCOUVER BC V5L 4W3
778-889-6849

PROJECT:

HERITAGE REVITALIZATION and NEW LOW ENERGY DUPLEX

PROJECT ADDRESS:

311 West 14th Street.
City of North Vancouver, BC

OWNER:

1352644 BC LTD

ARCHITECT SEAL

–	–	–
–	–	–
△	–	–
No.	Date	Description

REVISIONS

–	20-Mar-23	DP Prior-to
–	27-Feb-23	Consultants
B	24-Aug-22	Development Permit
–	19-May-22	Review
–	13-May-22	Consultants
–	05-May-22	Consultants
A	17-Dec-21	Rezoning Pre-App
No.	Date	Description

ISSUE INFORMATION

PLOT DATE: 20-Mar-23

PROJECT NO.: **21-06**
DRAWN BY: CDS
CHECKED BY: dlp
PRINCIPAL IN CHARGE: Lucio Picciano AIBC
OWNER APPROVAL:

SCALE: NTS

SHEET TITLE

Assemblies

SHEET NO.

DP1.4

ORIGINAL SHEET SIZE: 34" x 22"

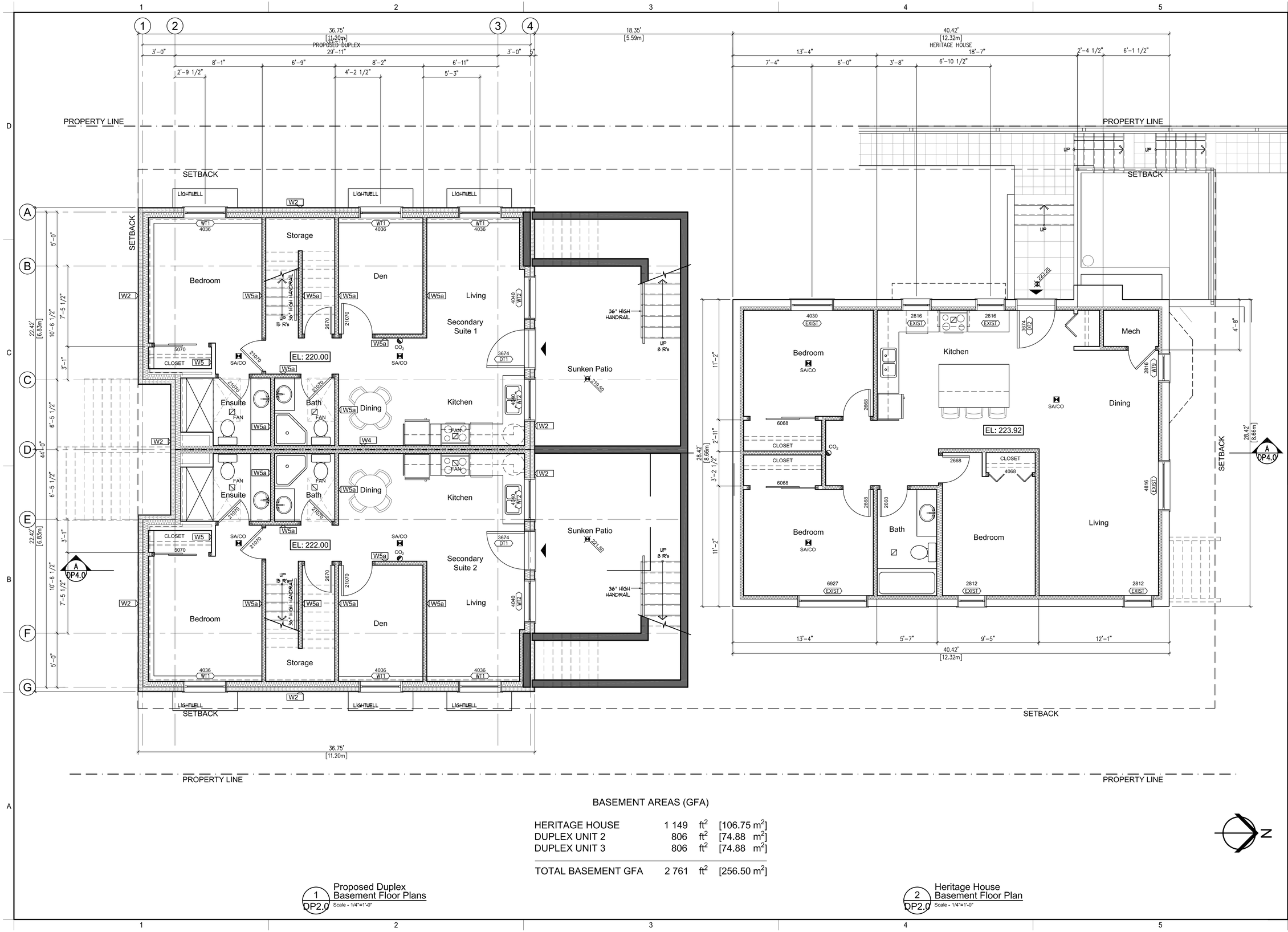

BASEMENT AREAS (GFA)

HERITAGE HOUSE	1 149	ft²	[106.75 m²]
DUPLEX UNIT 2	806	ft²	[74.88 m²]
DUPLEX UNIT 3	806	ft²	[74.88 m²]
TOTAL BASEMENT GFA	2 761	ft²	[256.50 m²]

1 DP2.0 Proposed Duplex Basement Floor Plans
Scale - 1/4"=1'-0"

2 DP2.0 Heritage House Basement Floor Plan
Scale - 1/4"=1'-0"

ARCHITECT:

d|p architecture

DLP ARCHITECTURE INC
202-460 NANAIMO ST
VANCOUVER BC V5L 4W3
778-889-6849

PRIMARY CONTACT:

D. LUCIO PICCIANO
202-460 NANAIMO ST
VANCOUVER BC V5L 4W3
778-889-6849

PROJECT:

HERITAGE REVITALIZATION and NEW LOW ENERGY DUPLEX

PROJECT ADDRESS:

311 West 14th Street.
City of North Vancouver, BC

OWNER:

1352644 BC LTD

ARCHITECT SEAL

No.	Date	Description
–	–	–
–	–	–
△	–	–

REVISIONS

No.	Date	Description
–	20-Mar-23	DP Prior-to
–	27-Feb-23	Consultants
B	24-Aug-22	Development Permit
–	19-May-22	Review
–	13-May-22	Consultants
–	05-May-22	Consultants
A	17-Dec-21	Rezoning Pre-App

ISSUE INFORMATION

PLOT DATE: 20-Mar-23

PROJECT NO.: **21-06**
DRAWN BY: CDS
CHECKED BY: dlp
PRINCIPAL IN CHARGE: Lucio Picciano AIBC
OWNER APPROVAL:

SCALE: 1/4"=1'-0"

SHEET TITLE

Heritage House
Basement Floor Plan
Proposed Duplex
Basement Floor Plans

SHEET NO.

DP2.0

ORIGINAL SHEET SIZE 34" x 22"

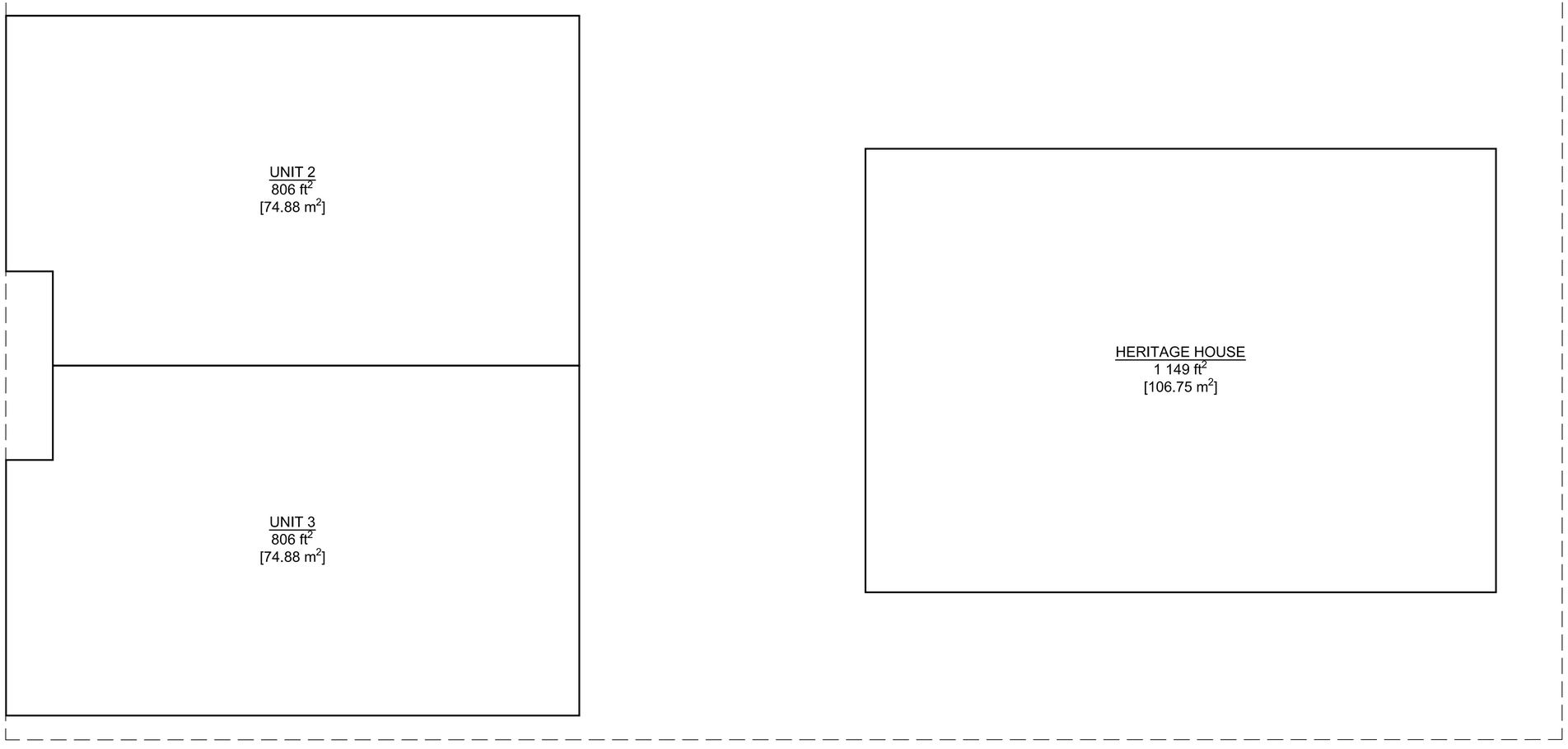

ARCHITECT:

d|p
architecture

DLP ARCHITECTURE INC
202-460 NANAIMO ST
VANCOUVER BC V5L 4W3
778-889-6849

PRIMARY CONTACT:

D. LUCIO PICCIANO
202-460 NANAIMO ST
VANCOUVER BC V5L 4W3
778-889-6849

PROJECT:

HERITAGE REVITALIZATION and NEW LOW ENERGY DUPLEX

PROJECT ADDRESS:

311 West 14th Street.
City of North Vancouver, BC

OWNER:

1352644 BC LTD

ARCHITECT SEAL

–	–	–
–	–	–
△	–	–
No.	Date	Description

REVISIONS

–	20-Mar-23	DP Prior-to
–	27-Feb-23	Consultants
B	24-Aug-22	Development Permit
–	19-May-22	Review
–	13-May-22	Consultants
–	05-May-22	Consultants
A	17-Dec-21	Rezoning Pre-App
No.	Date	Description

ISSUE INFORMATION

PLOT DATE: 20-Mar-23

PROJECT NO.: **21-06**
DRAWN BY: CDS
CHECKED BY: dlp
PRINCIPAL IN CHARGE: Lucio Picciano AIBC
OWNER APPROVAL:

SCALE: 1/4"=1'-0"

SHEET TITLE

FAR OVERLAY
Heritage House
Basement Floor Plan
Proposed Duplex
Basement Floor Plans

SHEET NO.

DP2.0a

ORIGINAL SHEET SIZE 34" x 22"

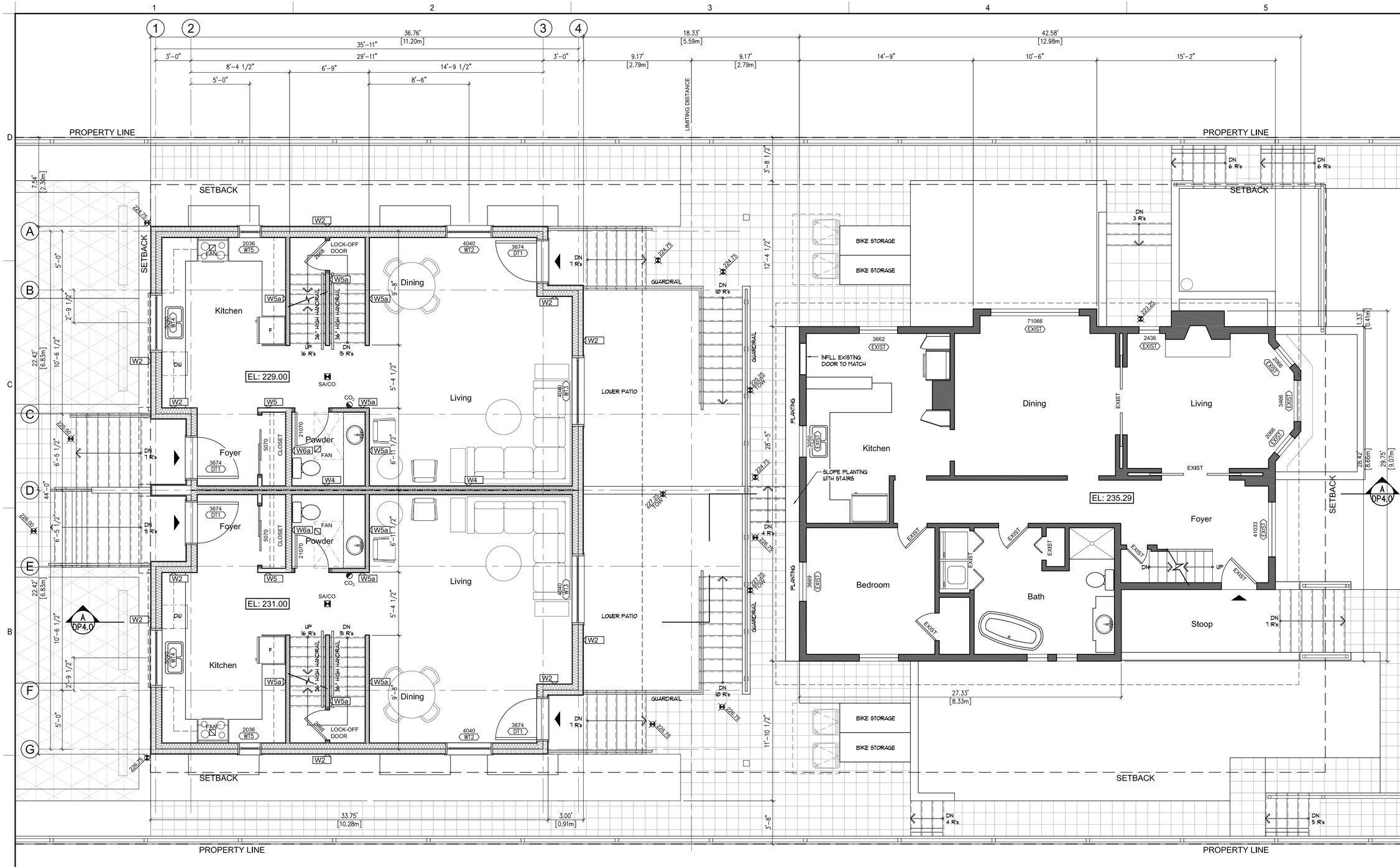

MAIN FLOOR AREAS (GFA)

HERITAGE HOUSE	1 102	ft²	[102.38m²]
DUPLEX UNIT 2	791	ft²	[73.49 m²]
DUPLEX UNIT 3	791	ft²	[73.49 m²]
TOTAL MAIN FLOOR GFA	2 684	ft²	[249.35 m²]

1 DP2.1 Proposed Duplex Main Floor Plans
Scale - 1/4"=1'-0"

2 DP2.1 Heritage House Main Floor Plan
Scale - 1/4"=1'-0"

ARCHITECT:

d|p architecture

DLP ARCHITECTURE INC
202-460 NANAIMO ST
VANCOUVER BC V5L 4W3
778-889-6849

PRIMARY CONTACT:

D. LUCIO PICCIANO
202-460 NANAIMO ST
VANCOUVER BC V5L 4W3
778-889-6849

PROJECT:

HERITAGE REVITALIZATION and NEW LOW ENERGY DUPLEX

PROJECT ADDRESS:
311 West 14th Street.
City of North Vancouver, BC

OWNER:
1352644 BC LTD

ARCHITECT SEAL

–	–	–
–	–	–
△	–	–

No.	Date	Description

REVISIONS

–	20-Mar-23	DP Prior-to
–	27-Feb-23	Consultants
B	24-Aug-22	Development Permit
–	19-May-22	Review
–	13-May-22	Consultants
–	05-May-22	Consultants
A	17-Dec-21	Rezoning Pre-App

No.	Date	Description

ISSUE INFORMATION

PLOT DATE: 20-Mar-23

PROJECT NO.: **21-06**
DRAWN BY: CDS
CHECKED BY: dlp
PRINCIPAL IN CHARGE: Lucio Picciano AIBC
OWNER APPROVAL:

SCALE: 1/4"=1'-0"

SHEET TITLE

Heritage House
Main Floor Plan
Proposed Duplex
Main Floor Plans

SHEET NO.

DP2.1

ORIGINAL SHEET SIZE 34" x 22"

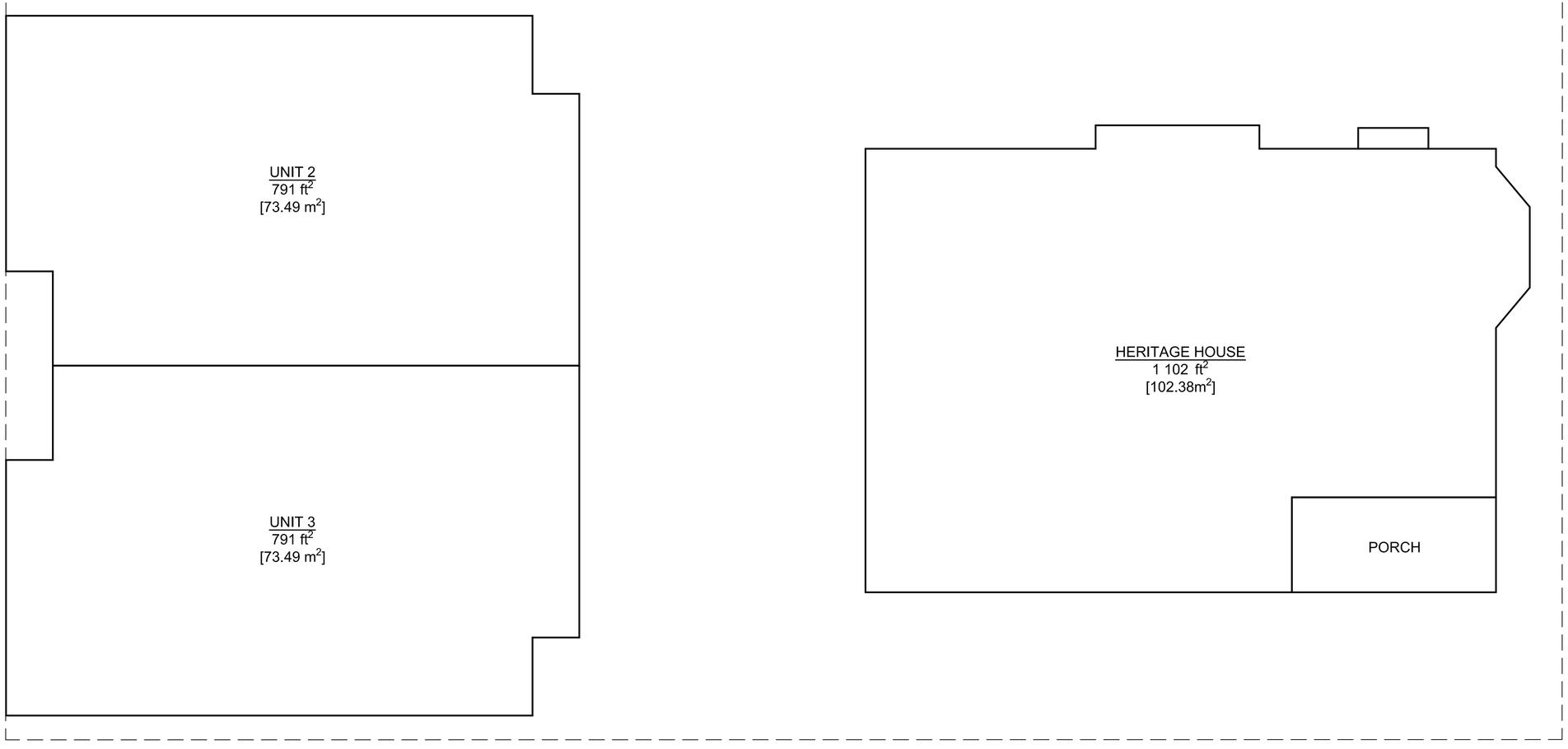

ARCHITECT:

d|p
architecture

DLP ARCHITECTURE INC
202-460 NANAIMO ST
VANCOUVER BC V5L 4W3
778-889-6849

PRIMARY CONTACT:

D. LUCIO PICCIANO
202-460 NANAIMO ST
VANCOUVER BC V5L 4W3
778-889-6849

PROJECT:

HERITAGE REVITALIZATION and NEW LOW ENERGY DUPLEX

PROJECT ADDRESS:

311 West 14th Street.
City of North Vancouver, BC

OWNER:

1352644 BC LTD

ARCHITECT SEAL

–	–	–
–	–	–
3	–	–
No.	Date	Description

REVISIONS

–	20-Mar-23	DP Prior-to
–	27-Feb-23	Consultants
B	24-Aug-22	Development Permit
–	19-May-22	Review
–	13-May-22	Consultants
–	05-May-22	Consultants
A	17-Dec-21	Rezoning Pre-App
No.	Date	Description

ISSUE INFORMATION

PLOT DATE: 20-Mar-23

PROJECT NO.: **21-06**
DRAWN BY: CDS
CHECKED BY: dlp
PRINCIPAL IN CHARGE: Lucio Picciano AIBC
OWNER APPROVAL:

SCALE: 1/4"=1'-0"

SHEET TITLE

FAR OVERLAY
Heritage House
Main Floor Plan
Proposed Duplex
Main Floor Plans

SHEET NO.

DP2.1a

ORIGINAL SHEET SIZE 34" x 22"

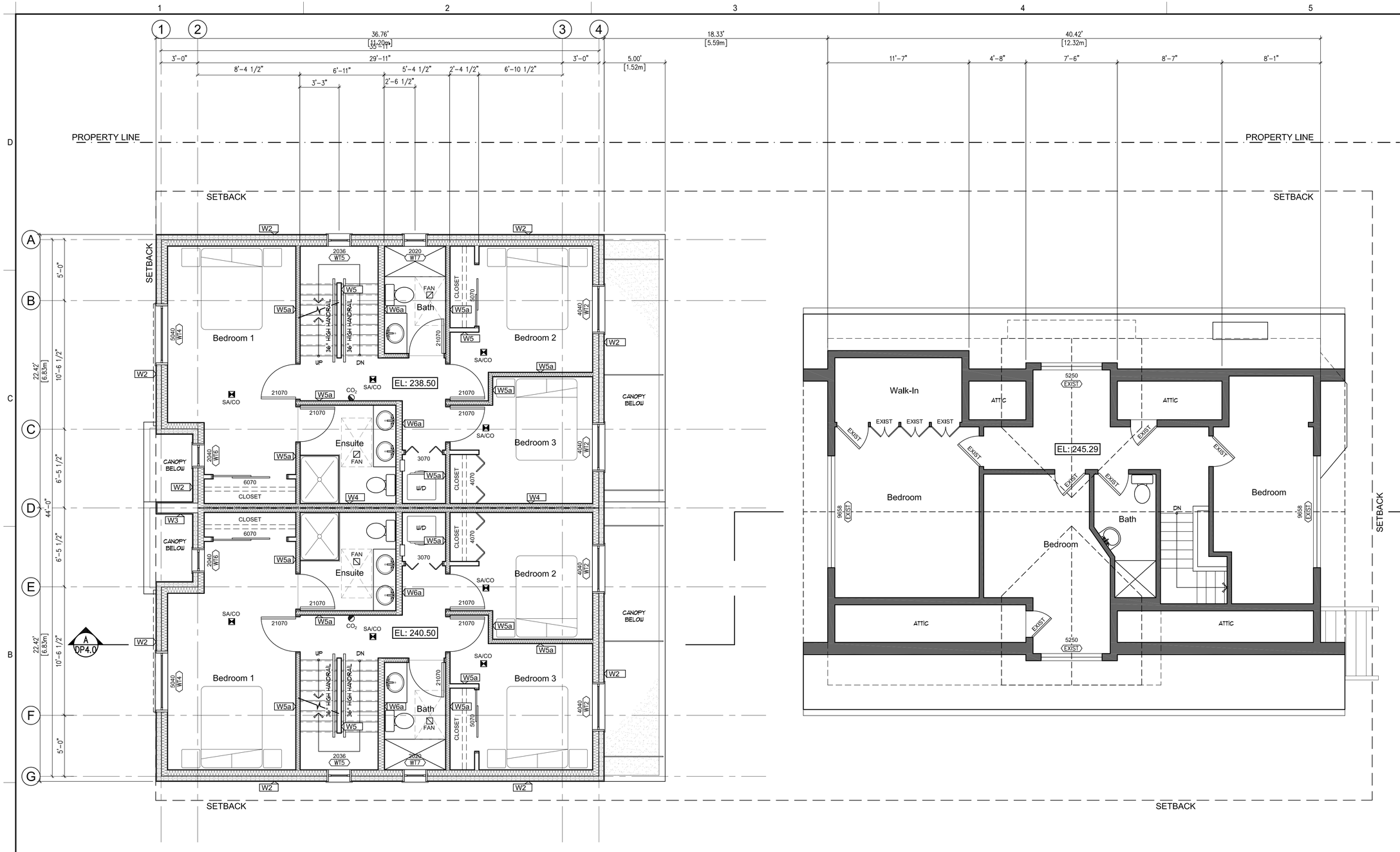

SECOND FLOOR AREAS (GFA)

HERITAGE HOUSE	810	ft^2	[75.25 m^2]
DUPLEX UNIT 2	806	ft^2	[74.88 m^2]
DUPLEX UNIT 3	806	ft^2	[74.88 m^2]
TOTAL SECOND FLOOR GFA	2 422	ft^2	[225.00 m^2]

1 DP2.2 Proposed Duplex Second Floor Plans
Scale - 1/4"=1'-0"

2 DP2.2 Heritage House Second Floor Plan
Scale - 1/4"=1'-0"

ARCHITECT:

d|p architecture

DLP ARCHITECTURE INC
202-460 NANAIMO ST
VANCOUVER BC V5L 4W3
778-889-6849

PRIMARY CONTACT:

D. LUCIO PICCIANO
202-460 NANAIMO ST
VANCOUVER BC V5L 4W3
778-889-6849

PROJECT:

HERITAGE REVITALIZATION and NEW LOW ENERGY DUPLEX

PROJECT ADDRESS:
311 West 14th Street.
City of North Vancouver, BC

OWNER:
1352644 BC LTD

ARCHITECT SEAL

No.	Date	Description
–	–	–
–	–	–
3	–	–

REVISIONS

No.	Date	Description
–	20-Mar-23	DP Prior-to
–	27-Feb-23	Consultants
B	24-Aug-22	Development Permit
–	19-May-22	Review
–	13-May-22	Consultants
–	05-May-22	Consultants
A	17-Dec-21	Rezoning Pre-App

ISSUE INFORMATION

PLOT DATE: 20-Mar-23

PROJECT NO.: **21-06**
DRAWN BY: CDS
CHECKED BY: dlp
PRINCIPAL IN CHARGE: Lucio Picciano AIBC
OWNER APPROVAL:

SCALE: 1/4"=1'-0"

SHEET TITLE

Heritage House
Second Floor Plan
Proposed Duplex
Second Floor Plans

SHEET NO.

DP2.2

ORIGINAL SHEET SIZE 34" x 22"

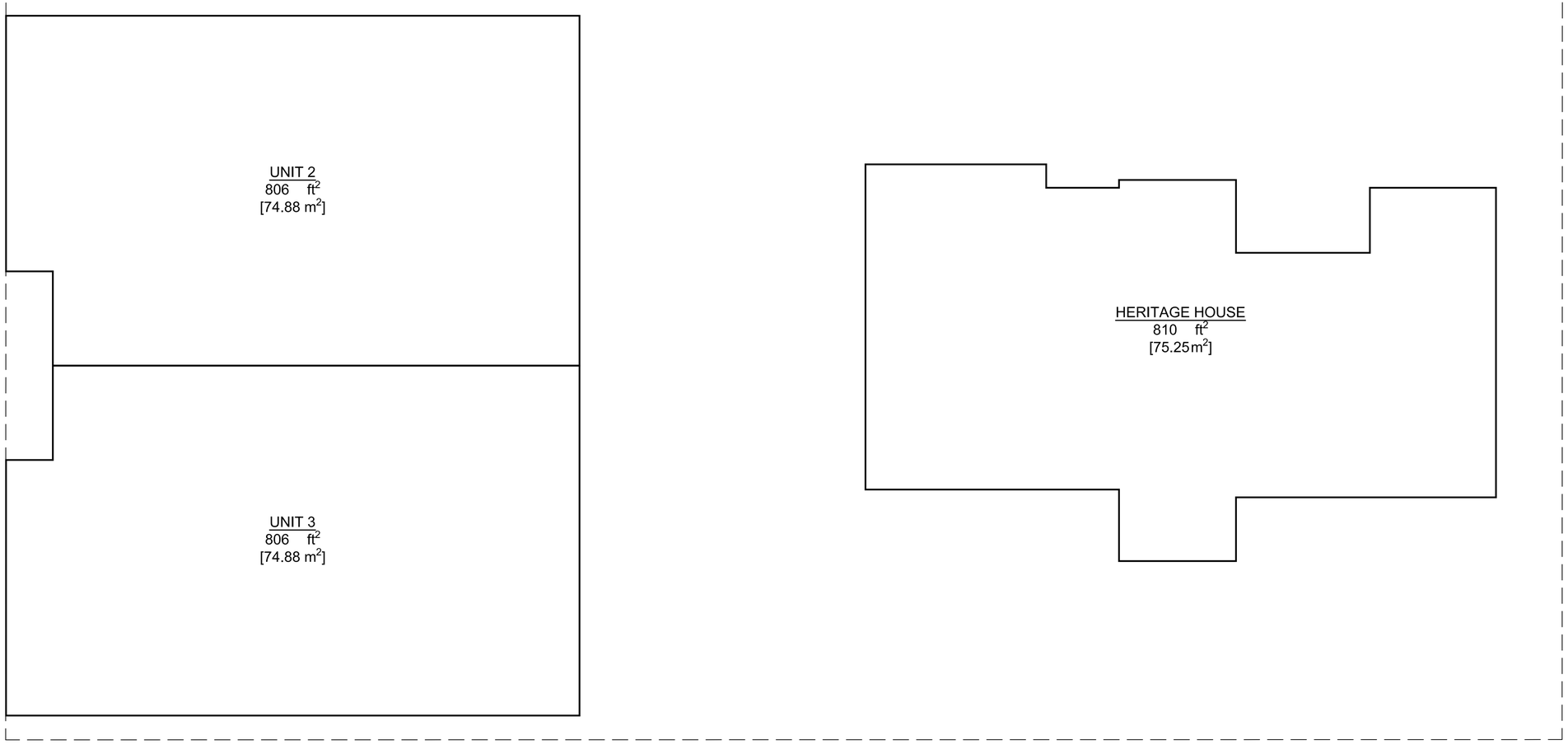

ARCHITECT:

d|p
architecture

DLP ARCHITECTURE INC
202-460 NANAIMO ST
VANCOUVER BC V5L 4W3
778-889-6849

PRIMARY CONTACT:

D. LUCIO PICCIANO
202-460 NANAIMO ST
VANCOUVER BC V5L 4W3
778-889-6849

PROJECT:

HERITAGE REVITALIZATION and NEW LOW ENERGY DUPLEX

PROJECT ADDRESS:

311 West 14th Street.
City of North Vancouver, BC

OWNER:

1352644 BC LTD

ARCHITECT SEAL

–	–	–
–	–	–
3	–	–
No.	Date	Description

REVISIONS

–	20-Mar-23	DP Prior-to
–	27-Feb-23	Consultants
B	24-Aug-22	Development Permit
–	19-May-22	Review
–	13-May-22	Consultants
–	05-May-22	Consultants
A	17-Dec-21	Rezoning Pre-App
No.	Date	Description

ISSUE INFORMATION

PLOT DATE: 20-Mar-23

PROJECT NO.: **21-06**
DRAWN BY: CDS
CHECKED BY: dlp
PRINCIPAL IN CHARGE: Lucio Picciano AIBC
OWNER APPROVAL:

SCALE: 1/4"=1'-0"

SHEET TITLE

FAR OVERLAY
Heritage House
Second Floor Plan
Proposed Duplex
Second Floor Plans

SHEET NO.

DP2.2a

ORIGINAL SHEET SIZE 34" x 22"

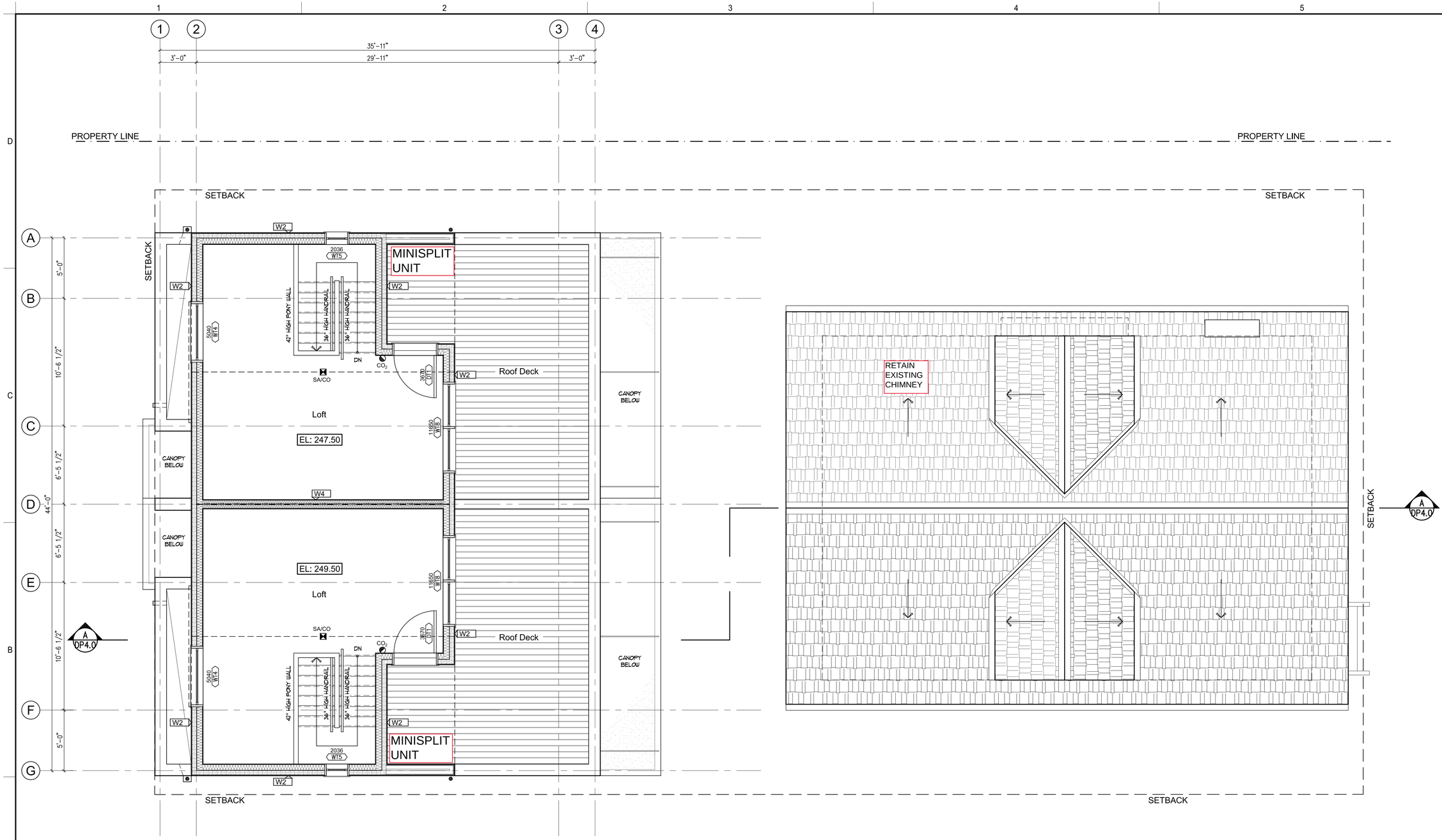

PROPERTY LINE

PROPERTY LINE

THIRD FLOOR AREAS (GFA)

DUPLEX UNIT 2	437	ft^2	[40.60 m^2]
DECK	279	ft^2	[25.91 m^2]
DUPLEX UNIT 3	437	ft^2	[40.60 m^2]
DECK	279	ft^2	[25.91 m^2]
TOTAL THIRD FLOOR GFA	1 432	ft^2	[133.04 m^2]

1 DP2.3 Proposed Duplex Third Floor Plans
Scale - 1/4"=1'-0"

2 DP2.3 Heritage House Roof Plan
Scale - 1/4"=1'-0"

ARCHITECT:

d|p architecture

DLP ARCHITECTURE INC
202-460 NANAIMO ST
VANCOUVER BC V5L 4W3
778-889-6849

PRIMARY CONTACT:

D. LUCIO PICCIANO
202-460 NANAIMO ST
VANCOUVER BC V5L 4W3
778-889-6849

PROJECT:

HERITAGE REVITALIZATION and NEW LOW ENERGY DUPLEX

PROJECT ADDRESS:

311 West 14th Street.
City of North Vancouver, BC

OWNER:

1352644 BC LTD

ARCHITECT SEAL

–	–	–
–	–	–
△	–	–
No.	Date	Description

REVISIONS

–	20-Mar-23	DP Prior-to
–	27-Feb-23	Consultants
B	24-Aug-22	Development Permit
–	19-May-22	Review
–	13-May-22	Consultants
–	05-May-22	Consultants
A	17-Dec-21	Rezoning Pre-App
No.	Date	Description

ISSUE INFORMATION

PLOT DATE: 20-Mar-23

PROJECT NO.: **21-06**
DRAWN BY: CDS
CHECKED BY: dlp
PRINCIPAL IN CHARGE: Lucio Picciano AIBC
OWNER APPROVAL:

SCALE: 1/4"=1'-0"

SHEET TITLE

Heritage House
Roof plan
Proposed Duplex
Third Floor Plan

SHEET NO.

DP2.3

ORIGINAL SHEET SIZE 34" x 22"

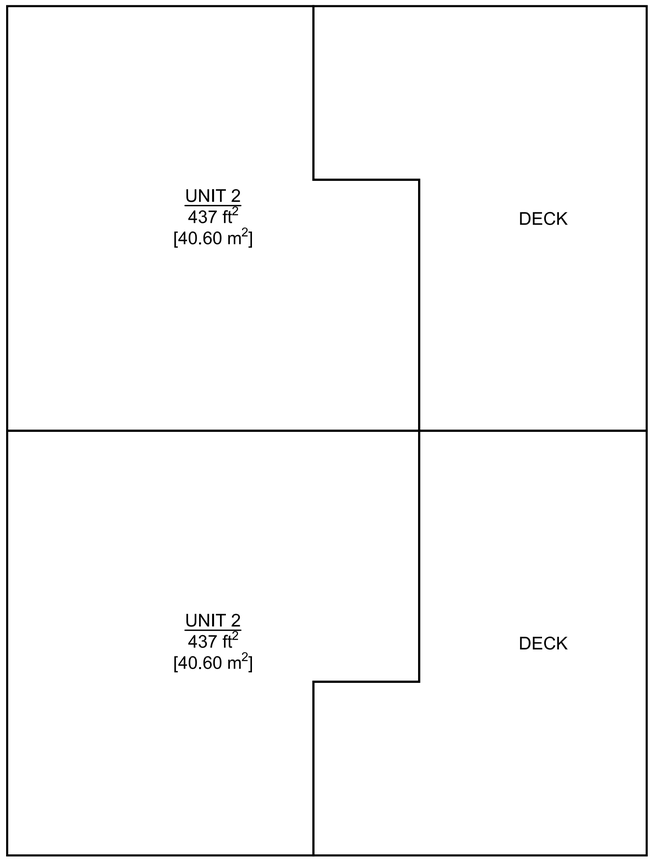

ARCHITECT:

d|p
architecture

DLP ARCHITECTURE INC
202-460 NANAIMO ST
VANCOUVER BC V5L 4W3
778-889-6849

PRIMARY CONTACT:

D. LUCIO PICCIANO
202-460 NANAIMO ST
VANCOUVER BC V5L 4W3
778-889-6849

PROJECT:

HERITAGE REVITALIZATION and NEW LOW ENERGY DUPLEX

PROJECT ADDRESS:

311 West 14th Street.
City of North Vancouver, BC

OWNER:

1352644 BC LTD

ARCHITECT SEAL

–	–	–
–	–	–
△	–	–
No.	Date	Description

REVISIONS

–	20-Mar-23	DP Prior-to
–	27-Feb-23	Consultants
B	24-Aug-22	Development Permit
–	19-May-22	Review
–	13-May-22	Consultants
–	05-May-22	Consultants
A	17-Dec-21	Rezoning Pre-App
No.	Date	Description

ISSUE INFORMATION

PLOT DATE:	20-Mar-23
PROJECT NO.:	**21-06**
DRAWN BY:	CDS
CHECKED BY:	dlp
PRINCIPAL IN CHARGE:	Lucio Picciano AIBC
OWNER APPROVAL:	
SCALE:	1/4"=1'-0"

SHEET TITLE

FAR OVERLAY
Proposed Duplex
Third Floor Plan

SHEET NO.

DP2.3a

ORIGINAL SHEET SIZE 34" x 22"

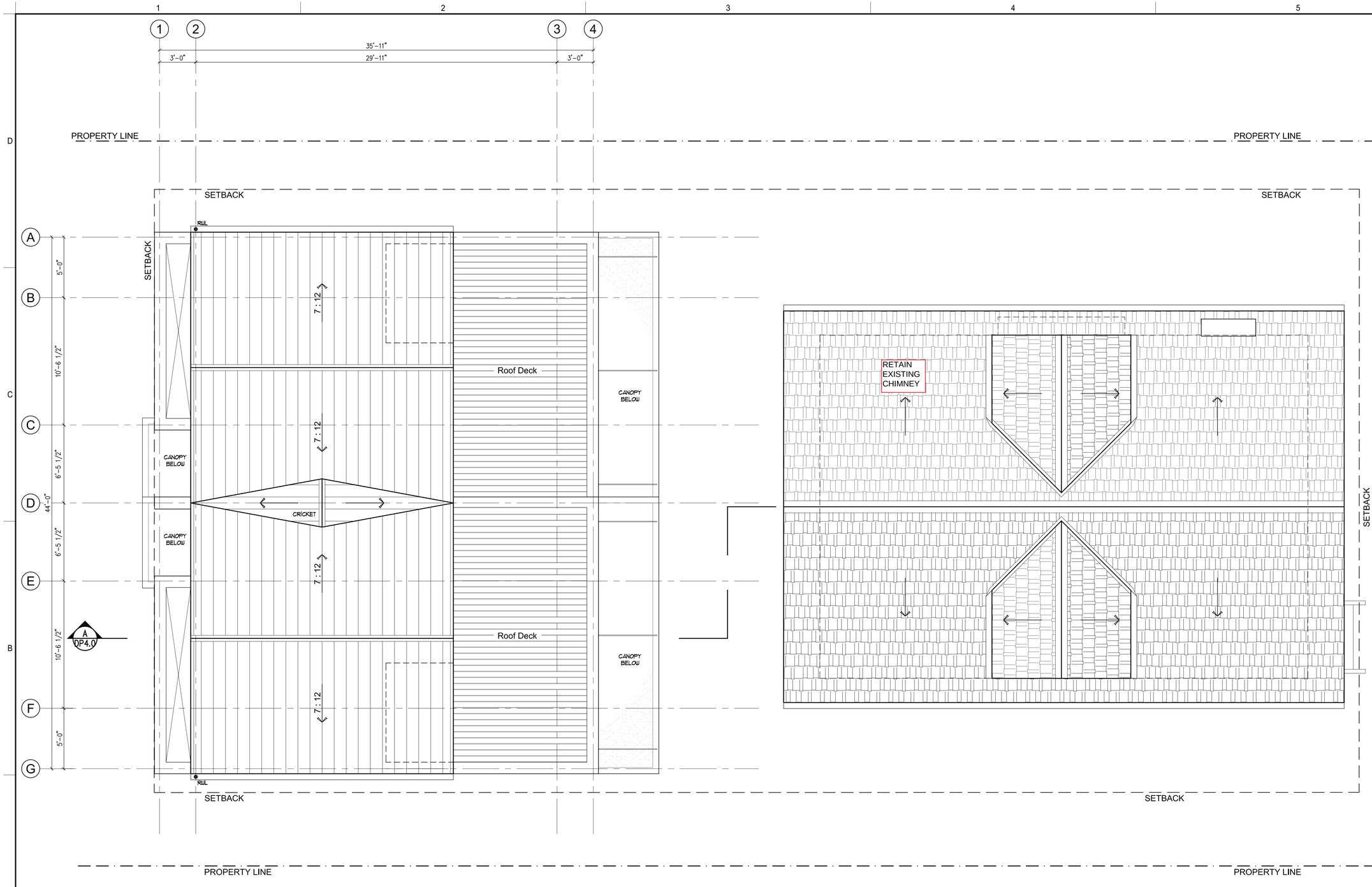

1 DP2.4 Proposed Duplex Roof Plan
Scale - 1/4"=1'-0"

2 DP2.4 Heritage House Roof Plan
Scale - 1/4"=1'-0"

ARCHITECT:

d|p architecture

DLP ARCHITECTURE INC
202-460 NANAIMO ST
VANCOUVER BC V5L 4W3
778-889-6849

PRIMARY CONTACT:

D. LUCIO PICCIANO
202-460 NANAIMO ST
VANCOUVER BC V5L 4W3
778-889-6849

PROJECT:

HERITAGE REVITALIZATION and NEW LOW ENERGY DUPLEX

PROJECT ADDRESS:

311 West 14th Street.
City of North Vancouver, BC

OWNER:

1352644 BC LTD

ARCHITECT SEAL

–	–	–
–	–	–
△	–	–
No.	Date	Description

REVISIONS

–	20-Mar-23	DP Prior-to
–	27-Feb-23	Consultants
B	24-Aug-22	Development Permit
–	19-May-22	Review
–	13-May-22	Consultants
–	05-May-22	Consultants
A	17-Dec-21	Rezoning Pre-App
No.	Date	Description

ISSUE INFORMATION

PLOT DATE:	20-Mar-23

PROJECT NO.:	**21-06**
DRAWN BY:	CDS
CHECKED BY:	dlp
PRINCIPAL IN CHARGE:	Lucio Picciano AIBC
OWNER APPROVAL:	
SCALE:	1/4"=1'-0"

SHEET TITLE

Heritage House
Roof Plan
Proposed Duplex
Roof Plan

SHEET NO.

DP2.4

ORIGINAL SHEET SIZE 34" x 22"

1 DP3.0 PROPOSED DUPLEX SOUTH (LANE) ELEVATION
Scale - 1/4"=1'-0"

SPACIAL CALCULATION - DUPLEX SOUTH FACADE

SPRINKLERED BUILDING	BCBC [2018] Table 3.2.3.1.D			
ALL OPENINGS	UNPROTECTED			
	BF-7			
LIMITING DISTANCE [LD-7]*	20.02	ft	6.10	m
AGGREGATE BUILDING FACE WALL AREA	1449.48	sf	134.66	sm
ALLOWABLE UNPROTECTED OPENINGS AREA	848.32	sf	78.81	sm
ALLOWABLE UNPROTECTED OPENINGS (%)	58.53	%		
PROPOSED UNPROTECTED OPENINGS AREA	193.40	sf	17.97	sm
PROPOSED UNPROTECTED OPENINGS (%)	13.34	%		
* Using single plane at closest distance to the property line	CONFORMS			

DUPLEX MATERIAL LIST

A	12" Standing Seam Metal Roof	Finish: Manufacturer; Colour: Regal White
B	12" Vertical Metal Cladding	Finish: Manufacturer; Colour: Regal White
C	6" Painted Composite Cladding	Finish: Paint; Colour: Burnt Cypress
D	Slider Window Screen	Finish: Manufacturer; Colour: Silver Metallic
E	Metal Privacy Screen	Finish: Manufacturer; Colour: Silver Metallic
F	Manufactured Window Unit	Finish: Manufacturer; Colour: Regal White (Beside Metal Cladding) Anthracite (Beside Wood Cladding)
G	Manufactured Door Unit	Finish: Manufacturer; Colour: Regal White (Beside Metal Cladding) Anthracite (Beside Wood Cladding)
H	Cedar Canopy c/w Painted Metal Stays	Finish: Manufacturer; Colour: Natural

ARCHITECT:

d|p architecture

DLP ARCHITECTURE INC
202-460 NANAIMO ST
VANCOUVER BC V5L 4W3
778-889-6849

PRIMARY CONTACT:

D. LUCIO PICCIANO
202-460 NANAIMO ST
VANCOUVER BC V5L 4W3
778-889-6849

PROJECT:

HERITAGE REVITALIZATION and NEW LOW ENERGY DUPLEX

PROJECT ADDRESS:

311 West 14th Street.
City of North Vancouver, BC

OWNER:

1352644 BC LTD

ARCHITECT SEAL

–	–	–
–	–	–
1	–	–
No.	Date	Description

REVISIONS

–	20-Mar-23	DP Prior-to
–	27-Feb-23	Consultants
B	24-Aug-22	Development Permit
–	19-May-22	Review
–	13-May-22	Consultants
–	05-May-22	Consultants
A	17-Dec-21	Rezoning Pre-App
No.	Date	Description

ISSUE INFORMATION

PLOT DATE:	20-Mar-23
PROJECT NO.:	21-06
DRAWN BY:	CDS
CHECKED BY:	dlp
PRINCIPAL IN CHARGE:	Lucio Picciano AIBC
OWNER APPROVAL:	
SCALE:	1/4"=1'-0"

SHEET TITLE

Proposed Duplex
South Elevation

SHEET NO.

DP3.0

ORIGINAL SHEET SIZE 34" x 22"

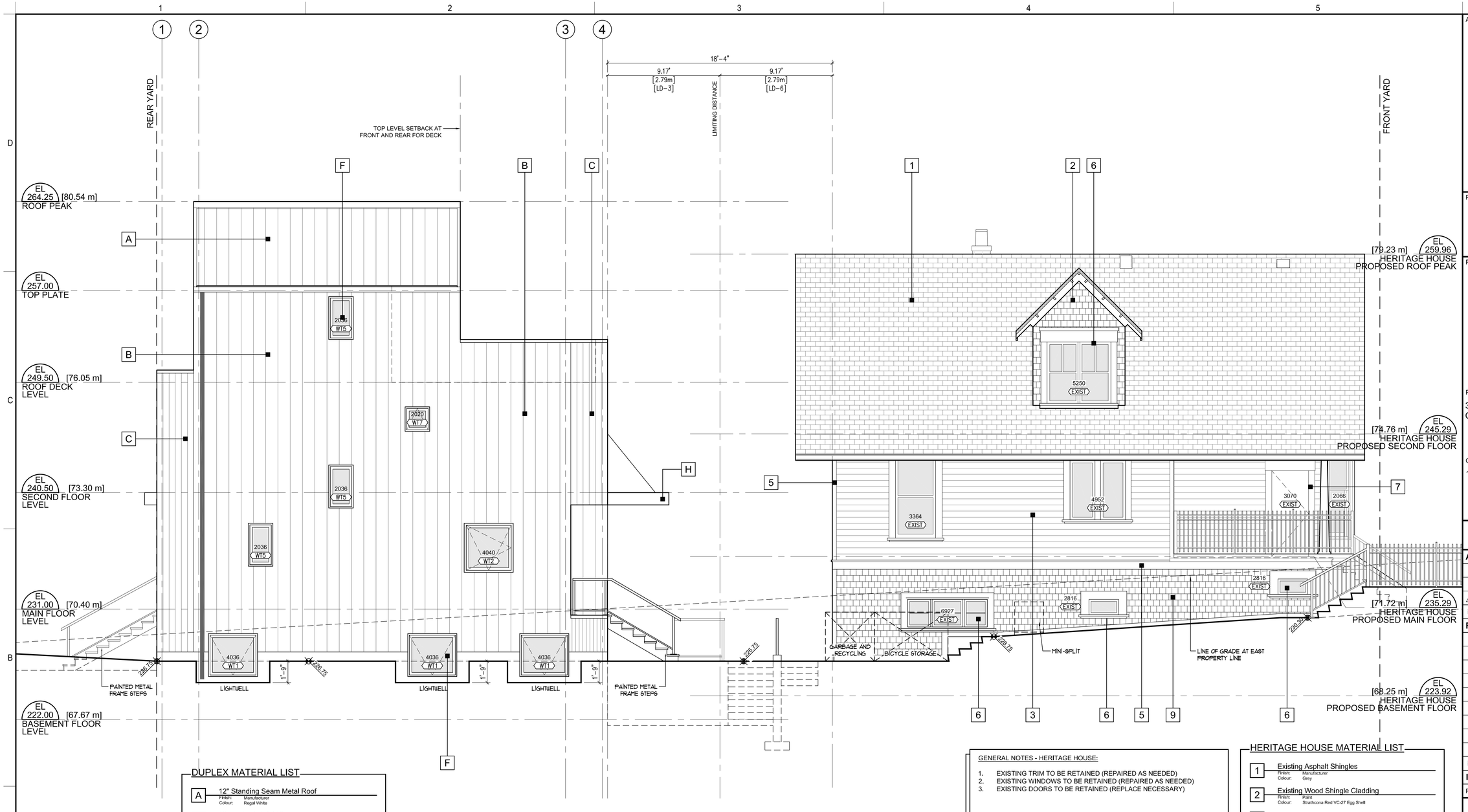

DUPLEX MATERIAL LIST

A	12" Standing Seam Metal Roof	Finish: Manufacturer; Colour: Regal White
B	12" Vertical Metal Cladding	Finish: Manufacturer; Colour: Regal White
C	6" Painted Composite Cladding	Finish: Paint; Colour: Burnt Cypress
D	Slider Window Screen	Finish: Manufacturer; Colour: Silver Metallic
E	Metal Privacy Screen	Finish: Manufacturer; Colour: Silver Metallic
F	Manufactured Window Unit	Finish: Manufacturer; Colour: Regal White (Beside Metal Cladding) Anthracite (Beside Wood Cladding)
G	Manufactured Door Unit	Finish: Manufacturer; Colour: Regal White (Beside Metal Cladding) Anthracite (Beside Wood Cladding)
H	Cedar Canopy c/w Painted Metal Stays	Finish: Manufacturer; Colour: Natural

SPACIAL CALCULATION - DUPLEX EAST FACADE

SPRINKLERED BUILDING	BCBC [2018] Table 3.2.3.1.D			
ALL OPENINGS	UNPROTECTED			
	BF-2			
LIMITING DISTANCE [LD-2]*	7.63	ft	2.33	m
AGGREGATE BUILDING FACE WALL AREA	925.50	sf	85.98	sm
ALLOWABLE UNPROTECTED OPENINGS AREA	190.70	sf	17.72	sm
ALLOWABLE UNPROTECTED OPENINGS (%)	20.60	%		
PROPOSED UNPROTECTED OPENINGS AREA	41.00	sf	3.81	sm
PROPOSED UNPROTECTED OPENINGS (%)	4.31	%		
* Using single plane at closest distance to the property line	CONFORMS			

GENERAL NOTES - HERITAGE HOUSE:

1. EXISTING TRIM TO BE RETAINED (REPAIRED AS NEEDED)
2. EXISTING WINDOWS TO BE RETAINED (REPAIRED AS NEEDED)
3. EXISTING DOORS TO BE RETAINED (REPLACE NECESSARY)

SPACIAL CALCULATION - HERITAGE HOUSE EAST FACADE

NON-SPRINKLER BUILDING	BCBC [2018] Table 9.10.14.4.A			
ALL OPENINGS	UNPROTECTED			
	HH-2			
LIMITING DISTANCE [LD-5]*	15.53	ft	4.74	m
AGGREGATE BUILDING FACE WALL AREA	851.02	sf	79.06	sm
ALLOWABLE UNPROTECTED OPENINGS AREA	255.75	sf	23.76	sm
ALLOWABLE UNPROTECTED OPENINGS (%)	30.05	%		
PROPOSED UNPROTECTED OPENINGS AREA	134.19	sf	12.47	sm
PROPOSED UNPROTECTED OPENINGS (%)	15.77	%		
* Using single plane at closest distance to the property line	CONFORMS			

HERITAGE HOUSE MATERIAL LIST

1	Existing Asphalt Shingles	Finish: Manufacturer; Colour: Grey
2	Existing Wood Shingle Cladding	Finish: Paint; Colour: Strathcona Red VC-27 Egg Shell
3	Existing Horizontal Wood Cladding	Finish: Paint; Colour: Strathcona Red VC-27 Egg Shell
4	New Vertical Wood Cladding	Finish: Paint; Colour: Scorched Grey
5	Existing Wood Trim	Finish: Paint; Colour: Oxford Ivory VC-1 Semi Gloss
6	Existing Window Frame	Finish: Paint; Colour: Gloss Black VC-35
7	Existing Door Frame	Finish: Paint; Colour: Gloss Black VC-35
8	New Window Wood Frame Unit	Finish: Paint; Colour: Gloss Black VC-35
9	New Wood Shingle Cladding (Match Existing)	Finish: Paint; Colour: Strathcona Red VC-27 Egg Shell

1 DP3.1 PROPOSED DUPLEX EAST (SIDE) ELEVATION
Scale - 1/4"=1'-0"

2 DP3.1 HERITAGE HOUSE EAST (SIDE) ELEVATION
Scale - 1/4"=1'-0"

ARCHITECT:

d|p architecture

DLP ARCHITECTURE INC
202-460 NANAIMO ST
VANCOUVER BC V5L 4W3
778-889-6849

PRIMARY CONTACT:

D. LUCIO PICCIANO
202-460 NANAIMO ST
VANCOUVER BC V5L 4W3
778-889-6849

PROJECT:

HERITAGE REVITALIZATION and NEW LOW ENERGY DUPLEX

PROJECT ADDRESS:

311 West 14th Street.
City of North Vancouver, BC

OWNER:

1352644 BC LTD

ARCHITECT SEAL

No.	Date	Description
–	–	–
–	–	–
△	–	–

REVISIONS

No.	Date	Description
–	20-Mar-23	DP Prior-to
–	27-Feb-23	Consultants
B	24-Aug-22	Development Permit
–	19-May-22	Review
–	13-May-22	Consultants
–	05-May-22	Consultants
A	17-Dec-21	Rezoning Pre-App

ISSUE INFORMATION

PLOT DATE:	20-Mar-23
PROJECT NO.:	**21-06**
DRAWN BY:	CDS
CHECKED BY:	dlp
PRINCIPAL IN CHARGE:	Lucio Picciano AIBC
OWNER APPROVAL:	
SCALE:	1/4"=1'-0"

SHEET TITLE

Proposed Duplex
East Elevation
Heritage House
East Elevation

SHEET NO.

DP3.1

ORIGINAL SHEET SIZE: 34" x 22"

SPACIAL CALCULATION - NORTH FACADE

SPRINKLERED BUILDING	BCBC [2018] Table 3.2.3.1.D			
ALL OPENINGS	UNPROTECTED			
	BF-3			
LIMITING DISTANCE [LD-3]*	9.17	ft	2.80	m
AGGREGATE BUILDING FACE WALL AREA	1379.83	sf	128.19	sm
ALLOWABLE UNPROTECTED OPENINGS AREA	311.39	sf	28.93	sm
ALLOWABLE UNPROTECTED OPENINGS (%)	22.57	%		
PROPOSED UNPROTECTED OPENINGS AREA	293.52	sf	27.27	sm
PROPOSED UNPROTECTED OPENINGS (%)	21.27	%		
* Using single plane at closest distance to mean distance between Heritage House and Proposed Duplex	CONFORMS			

1 DP3.2 PROPOSED DUPLEX NORTH (YARD) ELEVATION

Scale - 1/4"=1'-0"

DUPLEX MATERIAL LIST

A	12" Standing Seam Metal Roof	Finish: Manufacturer; Colour: Regal White
B	12" Vertical Metal Cladding	Finish: Manufacturer; Colour: Regal White
C	6" Painted Composite Cladding	Finish: Paint; Colour: Burnt Cypress
D	Slider Window Screen	Finish: Manufacturer; Colour: Silver Metallic
E	Metal Privacy Screen	Finish: Manufacturer; Colour: Silver Metallic
F	Manufactured Window Unit	Finish: Manufacturer; Colour: Regal White (Beside Metal Cladding) Anthracite (Beside Wood Cladding)
G	Manufactured Door Unit	Finish: Manufacturer; Colour: Regal White (Beside Metal Cladding) Anthracite (Beside Wood Cladding)
H	Cedar Canopy c/w Painted Metal Stays	Finish: Manufacturer; Colour: Natural

ARCHITECT:

d|p architecture

DLP ARCHITECTURE INC
202-460 NANAIMO ST
VANCOUVER BC V5L 4W3
778-889-6849

PRIMARY CONTACT:

D. LUCIO PICCIANO
202-460 NANAIMO ST
VANCOUVER BC V5L 4W3
778-889-6849

PROJECT:

HERITAGE REVITALIZATION and NEW LOW ENERGY DUPLEX

PROJECT ADDRESS:

311 West 14th Street.
City of North Vancouver, BC

OWNER:

1352644 BC LTD

ARCHITECT SEAL

–	–	–
–	–	–
1	–	–
No.	Date	Description

REVISIONS

–	20-Mar-23	DP Prior-to
–	27-Feb-23	Consultants
B	24-Aug-22	Development Permit
–	19-May-22	Review
–	13-May-22	Consultants
–	05-May-22	Consultants
A	17-Dec-21	Rezoning Pre-App
No.	Date	Description

ISSUE INFORMATION

PLOT DATE:	20-Mar-23
PROJECT NO.:	**21-06**
DRAWN BY:	CDS
CHECKED BY:	dlp
PRINCIPAL IN CHARGE:	Lucio Picciano AIBC
OWNER APPROVAL:	
SCALE:	1/4"=1'-0"

SHEET TITLE

Proposed Duplex
North Elevation

SHEET NO.

DP3.2

ORIGINAL SHEET SIZE 34" x 22"

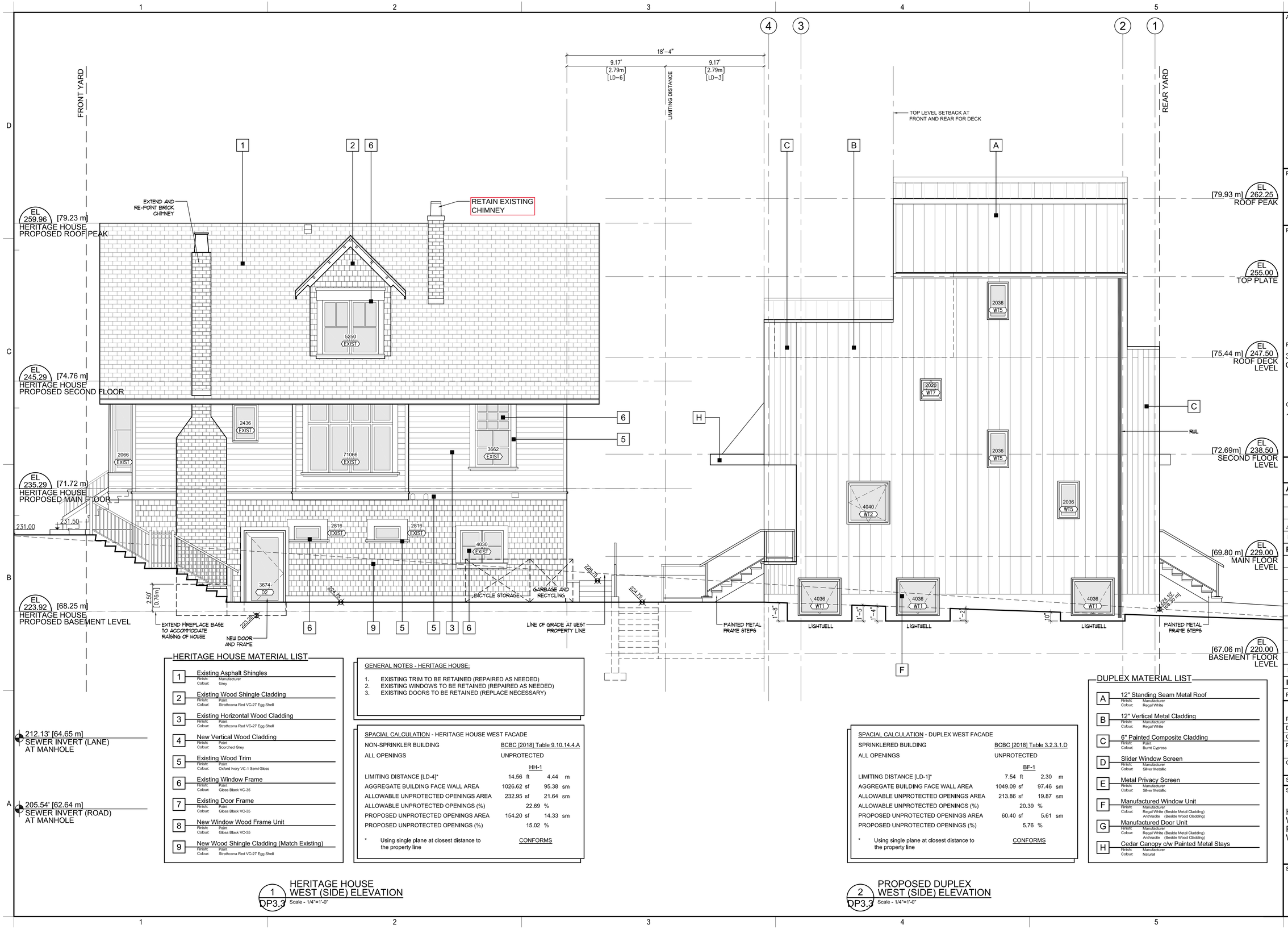

HERITAGE HOUSE MATERIAL LIST

		Finish:	Colour:
1	Existing Asphalt Shingles	Manufacturer	Grey
2	Existing Wood Shingle Cladding	Paint	Strathcona Red VC-27 Egg Shell
3	Existing Horizontal Wood Cladding	Paint	Strathcona Red VC-27 Egg Shell
4	New Vertical Wood Cladding	Paint	Scorched Grey
5	Existing Wood Trim	Paint	Oxford Ivory VC-1 Semi Gloss
6	Existing Window Frame	Paint	Gloss Black VC-35
7	Existing Door Frame	Paint	Gloss Black VC-35
8	New Window Wood Frame Unit	Paint	Gloss Black VC-35
9	New Wood Shingle Cladding (Match Existing)	Paint	Strathcona Red VC-27 Egg Shell

GENERAL NOTES - HERITAGE HOUSE:

1. EXISTING TRIM TO BE RETAINED (REPAIRED AS NEEDED)
2. EXISTING WINDOWS TO BE RETAINED (REPAIRED AS NEEDED)
3. EXISTING DOORS TO BE RETAINED (REPLACE NECESSARY)

SPACIAL CALCULATION - HERITAGE HOUSE WEST FACADE

NON-SPRINKLER BUILDING	BCBC [2018] Table 9.10.14.4.A			
ALL OPENINGS	UNPROTECTED			
	HH-1			
LIMITING DISTANCE [LD-4]*	14.56	ft	4.44	m
AGGREGATE BUILDING FACE WALL AREA	1026.62	sf	95.38	sm
ALLOWABLE UNPROTECTED OPENINGS AREA	232.95	sf	21.64	sm
ALLOWABLE UNPROTECTED OPENINGS (%)	22.69	%		
PROPOSED UNPROTECTED OPENINGS AREA	154.20	sf	14.33	sm
PROPOSED UNPROTECTED OPENINGS (%)	15.02	%		
* Using single plane at closest distance to the property line	CONFORMS			

SPACIAL CALCULATION - DUPLEX WEST FACADE

SPRINKLERED BUILDING	BCBC [2018] Table 3.2.3.1.D			
ALL OPENINGS	UNPROTECTED			
	BF-1			
LIMITING DISTANCE [LD-1]*	7.54	ft	2.30	m
AGGREGATE BUILDING FACE WALL AREA	1049.09	sf	97.46	sm
ALLOWABLE UNPROTECTED OPENINGS AREA	213.86	sf	19.87	sm
ALLOWABLE UNPROTECTED OPENINGS (%)	20.39	%		
PROPOSED UNPROTECTED OPENINGS AREA	60.40	sf	5.61	sm
PROPOSED UNPROTECTED OPENINGS (%)	5.76	%		
* Using single plane at closest distance to the property line	CONFORMS			

DUPLEX MATERIAL LIST

		Finish:	Colour:
A	12" Standing Seam Metal Roof	Manufacturer	Regal White
B	12" Vertical Metal Cladding	Manufacturer	Regal White
C	6" Painted Composite Cladding	Paint	Burnt Cypress
D	Slider Window Screen	Manufacturer	Silver Metallic
E	Metal Privacy Screen	Manufacturer	Silver Metallic
F	Manufactured Window Unit	Manufacturer	Regal White (Beside Metal Cladding) Anthracite (Beside Wood Cladding)
G	Manufactured Door Unit	Manufacturer	Regal White (Beside Metal Cladding) Anthracite (Beside Wood Cladding)
H	Cedar Canopy c/w Painted Metal Stays	Manufacturer	Natural

1 DP3.3 HERITAGE HOUSE WEST (SIDE) ELEVATION
Scale - 1/4"=1'-0"

2 DP3.3 PROPOSED DUPLEX WEST (SIDE) ELEVATION
Scale - 1/4"=1'-0"

ARCHITECT:
d|p architecture
DLP ARCHITECTURE INC
202-460 NANAIMO ST
VANCOUVER BC V5L 4W3
778-889-6849

PRIMARY CONTACT:
D. LUCIO PICCIANO
202-460 NANAIMO ST
VANCOUVER BC V5L 4W3
778-889-6849

PROJECT:
HERITAGE REVITALIZATION and NEW LOW ENERGY DUPLEX

PROJECT ADDRESS:
311 West 14th Street.
City of North Vancouver, BC

OWNER:
1352644 BC LTD

ARCHITECT SEAL

No.	Date	Description
–	–	–
–	–	–
△	–	–

REVISIONS

No.	Date	Description
–	20-Mar-23	DP Prior-to
–	27-Feb-23	Consultants
B	24-Aug-22	Development Permit
–	19-May-22	Review
–	13-May-22	Consultants
–	05-May-22	Consultants
A	17-Dec-21	Rezoning Pre-App

ISSUE INFORMATION

PLOT DATE:	20-Mar-23
PROJECT NO.:	21-06
DRAWN BY:	CDS
CHECKED BY:	dlp
PRINCIPAL IN CHARGE:	Lucio Picciano AIBC
OWNER APPROVAL:	
SCALE:	1/4"=1'-0"

SHEET TITLE
Heritage House
West Elevation
Proposed Duplex
West Elevation

SHEET NO.
DP3.3

ORIGINAL SHEET SIZE 34" x 22"

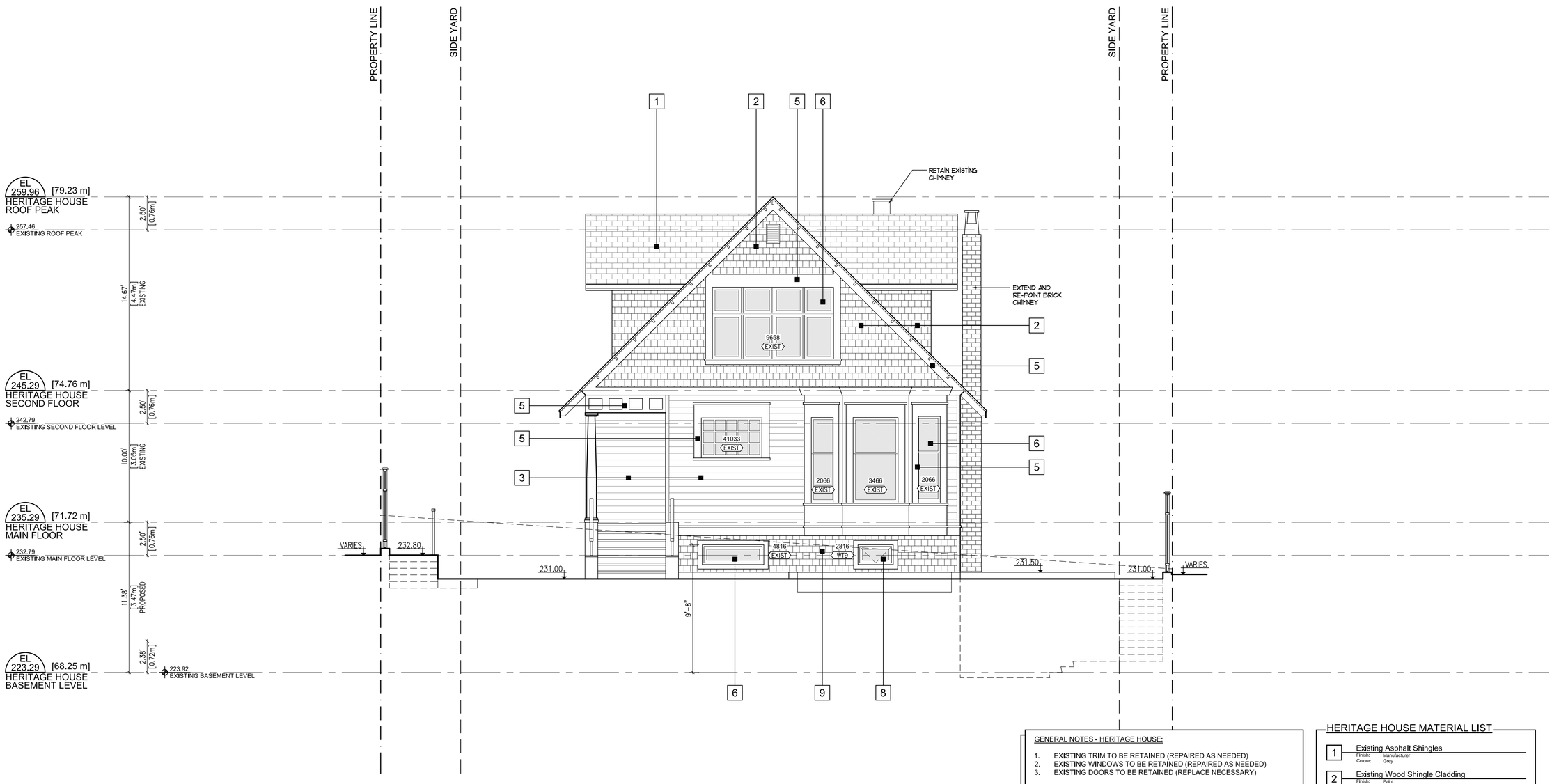

1 DP3.4 HERITAGE HOUSE NORTH (STREET) ELEVATION
Scale - 1/4"=1'-0"

GENERAL NOTES - HERITAGE HOUSE:

1. EXISTING TRIM TO BE RETAINED (REPAIRED AS NEEDED)
2. EXISTING WINDOWS TO BE RETAINED (REPAIRED AS NEEDED)
3. EXISTING DOORS TO BE RETAINED (REPLACE NECESSARY)

SPACIAL CALCULATION - HERITAGE HOUSE WEST FACADE

NON-SPRINKLER BUILDING

ALL OPENINGS	UNPROTECTED			
		HH-4		
LIMITING DISTANCE [LD-8]*	22.23	ft	6.78	m
AGGREGATE BUILDING FACE WALL AREA	599.26	sf	55.67	sm
ALLOWABLE UNPROTECTED OPENINGS AREA	420.34	sf	39.05	sm
ALLOWABLE UNPROTECTED OPENINGS (%)		70.14	%	
PROPOSED UNPROTECTED OPENINGS AREA	131.15	sf	12.18	sm
PROPOSED UNPROTECTED OPENINGS (%)		21.89	%	
* Using single plane at closest distance to the property line	CONFORMS			

HERITAGE HOUSE MATERIAL LIST

1	Existing Asphalt Shingles	Finish: Manufacturer; Colour: Grey
2	Existing Wood Shingle Cladding	Finish: Paint; Colour: Strathcona Red VC-27 Egg Shell
3	Existing Horizontal Wood Cladding	Finish: Paint; Colour: Strathcona Red VC-27 Egg Shell
4	New Vertical Wood Cladding	Finish: Paint; Colour: Scorched Grey
5	Existing Wood Trim	Finish: Paint; Colour: Oxford Ivory VC-1 Semi Gloss
6	Existing Window Frame	Finish: Paint; Colour: Gloss Black VC-35
7	Existing Door Frame	Finish: Paint; Colour: Gloss Black VC-35
8	New Window Wood Frame Unit	Finish: Paint; Colour: Gloss Black VC-35
9	New Wood Shingle Cladding (Match Existing)	Finish: Paint; Colour: Strathcona Red VC-27 Egg Shell

ARCHITECT:

d|p architecture

DLP ARCHITECTURE INC
202-460 NANAIMO ST
VANCOUVER BC V5L 4W3
778-889-6849

PRIMARY CONTACT:

D. LUCIO PICCIANO
202-460 NANAIMO ST
VANCOUVER BC V5L 4W3
778-889-6849

PROJECT:

HERITAGE REVITALIZATION and NEW LOW ENERGY DUPLEX

PROJECT ADDRESS:

311 West 14th Street.
City of North Vancouver, BC

OWNER:

1352644 BC LTD

ARCHITECT SEAL

No.	Date	Description
–	–	–
–	–	–
△	–	–

REVISIONS

No.	Date	Description
–	20-Mar-23	DP Prior-to
–	27-Feb-23	Consultants
B	24-Aug-22	Development Permit
–	19-May-22	Review
–	13-May-22	Consultants
–	05-May-22	Consultants
A	17-Dec-21	Rezoning Pre-App

ISSUE INFORMATION

PLOT DATE:	20-Mar-23
PROJECT NO.:	21-06
DRAWN BY:	CDS
CHECKED BY:	dlp
PRINCIPAL IN CHARGE:	Lucio Picciano AIBC
OWNER APPROVAL:	
SCALE:	1/4"=1'-0"

SHEET TITLE

Proposed Heritage House North (Front) Elevation

SHEET NO.

DP3.4

ORIGINAL SHEET SIZE 34" x 22"

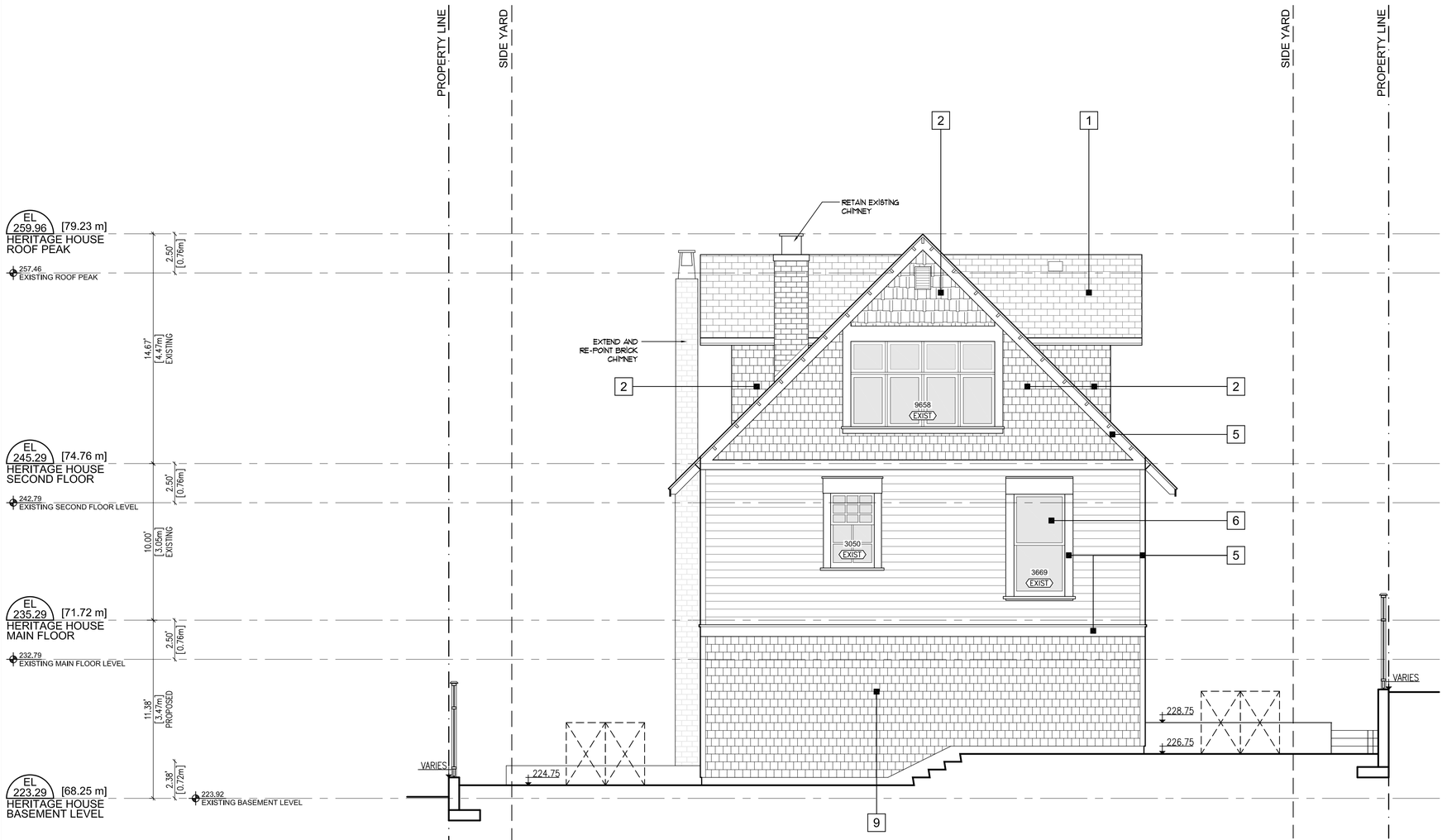

1 DP3.4 HERITAGE HOUSE NORTH (STREET) ELEVATION
Scale - 1/4"=1'-0"

GENERAL NOTES - HERITAGE HOUSE:

1. EXISTING TRIM TO BE RETAINED (REPAIRED AS NEEDED)
2. EXISTING WINDOWS TO BE RETAINED (REPAIRED AS NEEDED)
3. EXISTING DOORS TO BE RETAINED (REPLACE NECESSARY)

SPACIAL CALCULATION - HERITAGE HOUSE WEST FACADE

NON-SPRINKLER BUILDING	BCBC [2018] Table 9.10.14.4.A			
ALL OPENINGS	UNPROTECTED			
	HH-3			
LIMITING DISTANCE [LD-6]*	9.17	ft	2.80	m
AGGREGATE BUILDING FACE WALL AREA	696.79	sf	64.73	sm
ALLOWABLE UNPROTECTED OPENINGS AREA	110.14	sf	10.23	sm
ALLOWABLE UNPROTECTED OPENINGS (%)	15.81	%		
PROPOSED UNPROTECTED OPENINGS AREA	84.51	sf	7.85	sm
PROPOSED UNPROTECTED OPENINGS (%)	12.13	%		
* Using single plane at closest distance to the property line	CONFORMS			

HERITAGE HOUSE MATERIAL LIST

1. Existing Asphalt Shingles — Finish: Manufacturer; Colour: Grey
2. Existing Wood Shingle Cladding — Finish: Paint; Colour: Strathcona Red VC-27 Egg Shell
3. Existing Horizontal Wood Cladding — Finish: Paint; Colour: Strathcona Red VC-27 Egg Shell
4. New Vertical Wood Cladding — Finish: Paint; Colour: Scorched Grey
5. Existing Wood Trim — Finish: Paint; Colour: Oxford Ivory VC-1 Semi Gloss
6. Existing Window Frame — Finish: Paint; Colour: Gloss Black VC-35
7. Existing Door Frame — Finish: Paint; Colour: Gloss Black VC-35
8. New Window Wood Frame Unit — Finish: Paint; Colour: Gloss Black VC-35
9. New Wood Shingle Cladding (Match Existing) — Finish: Paint; Colour: Strathcona Red VC-27 Egg Shell

ARCHITECT:

d|p architecture

DLP ARCHITECTURE INC
202-460 NANAIMO ST
VANCOUVER BC V5L 4W3
778-889-6849

PRIMARY CONTACT:

D. LUCIO PICCIANO
202-460 NANAIMO ST
VANCOUVER BC V5L 4W3
778-889-6849

PROJECT:

HERITAGE REVITALIZATION and NEW LOW ENERGY DUPLEX

PROJECT ADDRESS:
311 West 14th Street.
City of North Vancouver, BC

OWNER:
1352644 BC LTD

ARCHITECT SEAL

No.	Date	Description
–	–	–
–	–	–
1	–	–

REVISIONS

No.	Date	Description
–	20-Mar-23	DP Prior-to
–	27-Feb-23	Consultants
B	24-Aug-22	Development Permit
–	19-May-22	Review
–	13-May-22	Consultants
–	05-May-22	Consultants
A	17-Dec-21	Rezoning Pre-App

ISSUE INFORMATION

PLOT DATE:	20-Mar-23
PROJECT NO.:	21-06
DRAWN BY:	CDS
CHECKED BY:	dlp
PRINCIPAL IN CHARGE:	Lucio Picciano AIBC
OWNER APPROVAL:	
SCALE:	1/4"=1'-0"

SHEET TITLE

Proposed Heritage House South (Rear) Elevation

SHEET NO.

DP3.5

ORIGINAL SHEET SIZE 34" x 22"

Fixture Count

Heritage House				Duplex Unit 2				Duplex Unit 3			
Secondary Suite	Count	Factor	Total	**Lock-Off Suite**	Count	Factor	Total	**Lock-Off Suite**	Count	Factor	Total
WC's	1	4	4.00	WC's	2	4	8.00	WC's	2	4	8.00
Lavs's	1	1	1.00	Lavs's	2	1	2.00	Lavs's	2	1	2.00
Tub	1	1.5	1.50	Tub	1	1.5	1.50	Tub	1	1.5	1.50
Shower		1.5		Shower	1	1.5		Shower	1	1.5	
Sinks	1	1.5	1.50	Sinks	1	1.5	1.50	Sinks	1	1.5	1.50
DW	1	1.5	1.50	DW	1	1.5	1.50	DW	1	1.5	1.50
Washer	1	2	2.00	Washer	1	2	2.00	Washer	1	2	2.00
Floor Drains	1	2	2.00	Floor Drains	1	2	2.00	Floor Drains	1	2	2.00
Main Floor	Count	Factor	Total	**Main Floor**	Count	Factor	Total	**Main Floor**	Count	Factor	Total
WC's	1	4	4.00	WC's	1	4	4.00	WC's	1	4	4.00
Lavs's	1	1	1.00	Lavs's	1	1	1.00	Lavs's	1	1	1.00
Tub	1	1.5	1.50	Tub	0	1.5	-	Tub	0	1.5	-
Shower	1	1.5		Shower	0	1.5		Shower	0	1.5	
Sinks	1	1.5	1.50	Sinks	1	1.5	1.50	Sinks	1	1.5	1.50
DW	1	1.5	1.50	DW	1	1.5	1.50	DW	1	1.5	1.50
Washer	1	2	2.00	Washer	0	2	-	Washer	0	2	-
Floor Drains	1	2	2.00	Floor Drains	0	2	-	Floor Drains	0	2	-
Second Floor	Count	Factor	Total	**Second Floor**	Count	Factor	Total	**Second Floor**	Count	Factor	Total
WC's	1	4	4.00	WC's	2	4	8.00	WC's	2	4	8.00
Lavs's	1	1	1.00	Lavs's	3	1	3.00	Lavs's	3	1	3.00
Tub	0	1.5	-	Tub	1	1.5	1.50	Tub	1	1.5	1.50
Shower	1	1.5		Shower	1	1.5		Shower	1	1.5	
Sinks	0	1.5	-	Sinks	0	1.5	-	Sinks	0	1.5	-
DW	0	1.5	-	DW	0	1.5	-	DW	0	1.5	-
Washer		2	-	Washer	1	2	2.00	Washer	1	2	2.00
Floor Drains		2	-	Floor Drains	1	2	2.00	Floor Drains	1	2	2.00
				Third Floor	Count	Factor	Total	**Second Floor**	Count	Factor	Total
				WC's	0	4	-	WC's	0	4	-
				Lavs's	0	1	-	Lavs's	0	1	-
				Tub	0	1.5	-	Tub	0	1.5	-
				Shower	0	1.5		Shower	0	1.5	
				Sinks	0	1.5	-	Sinks	0	1.5	-
				DW	0	1.5	-	DW	0	1.5	-
				Washer	0	2	-	Washer	0	2	-
				Floor Drains	0	2	-	Floor Drains	0	2	-
32.0				**86.0**							

ALL MATERIALS TO MATCH EXISTING IN COLOUR AND STYLE.

EXCEPT BASEMENT CLADDING TO MATCH UPPER LEVEL SHINGLE

2 DP3.6 HERITAGE HOUSE EXTERIOR MATERIALS
Scale - NTS

DUPLEX MATERIAL LIST

- A — 12" Standing Seam Metal Roof — Finish: Manufacturer; Colour: Regal White
- B — 12" Vertical Metal Cladding — Finish: Manufacturer; Colour: Regal White
- C — 6" Painted Composite Cladding — Finish: Paint; Colour: Burnt Cypress
- D — Slider Window Screen — Finish: Manufacturer; Colour: Silver Metallic
- E — Metal Privacy Screen — Finish: Manufacturer; Colour: Silver Metallic
- F — Manufactured Window Unit — Finish: Manufacturer; Colour: Regal White (Beside Metal Cladding), Anthracite (Beside Wood Cladding)
- G — Manufactured Door Unit — Finish: Manufacturer; Colour: Regal White (Beside Metal Cladding), Anthracite (Beside Wood Cladding)
- H — Cedar Canopy c/w Painted Metal Stays — Finish: Manufacturer; Colour: Natural

1 DP3.6 INFILL EXTERIOR MATERIALS
Scale - NTS

ARCHITECT:

d|p architecture

DLP ARCHITECTURE INC
202-460 NANAIMO ST
VANCOUVER BC V5L 4W3
778-889-6849

PRIMARY CONTACT:

D. LUCIO PICCIANO
202-460 NANAIMO ST
VANCOUVER BC V5L 4W3
778-889-6849

PROJECT:

HERITAGE REVITALIZATION and NEW LOW ENERGY DUPLEX

PROJECT ADDRESS:

311 West 14th Street.
City of North Vancouver, BC

OWNER:

1352644 BC LTD

ARCHITECT SEAL

–	–	–
–	–	–
△	–	–
No.	Date	Description

REVISIONS

–	20-Mar-23	DP Prior-to
–	27-Feb-23	Consultants
B	24-Aug-22	Development Permit
–	19-May-22	Review
–	13-May-22	Consultants
–	05-May-22	Consultants
A	17-Dec-21	Rezoning Pre-App
No.	Date	Description

ISSUE INFORMATION

PLOT DATE:	20-Mar-23
PROJECT NO.:	**21-06**
DRAWN BY:	CDS
CHECKED BY:	dlp
PRINCIPAL IN CHARGE:	Lucio Picciano AIBC
OWNER APPROVAL:	
SCALE:	1/4"=1'-0"

SHEET TITLE

COLOUR ELEVATIONS
South Elevations

SHEET NO.

DP3.6

ORIGINAL SHEET SIZE 34" x 22"