
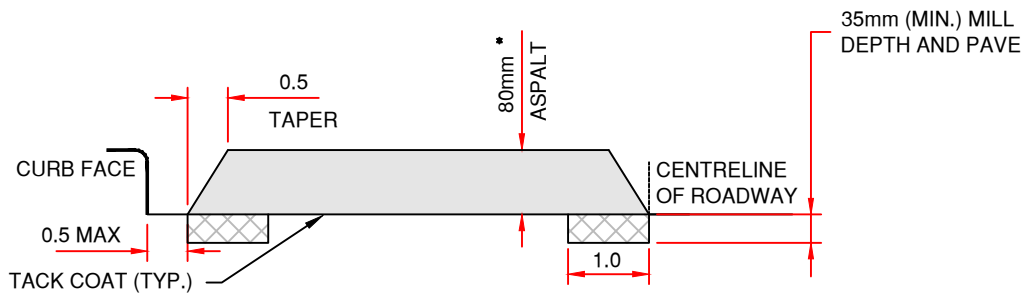


PLAN VIEW

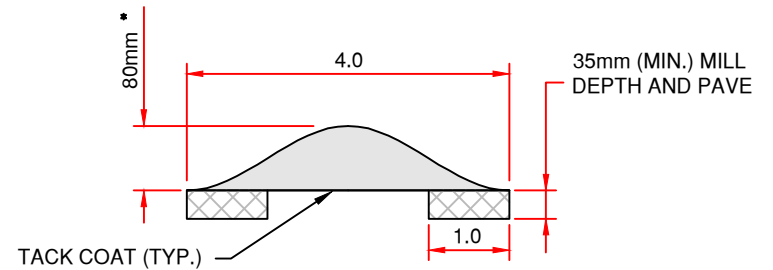


WA-50

INSTALL POST-MOUNTED WA-50 SIGN @ APPROACH TO SPEED HUMP.



CROSS SECTION A-A



CROSS SECTION B-B

SINUSOIDAL SPEED HUMP DEVELOPMENT

DISTANCE (m)	0.000	0.125	0.250	0.375	0.500	0.625	0.750	0.875	1.000	1.125	1.250	1.375	1.500	1.625	1.750	1.875	2.000
FINISHED HEIGHT (mm)	0	1	3	7	12	18	25	32	40	48	55	62	68	73	77	79	80

*ALL DIMENSIONS ARE IN METERS UNLESS OTHERWISE INDICATED

(N.T.S.)

METRIC

CITY OF NORTH VANCOUVER

HALF SPEED HUMP

DRAWN: J.GILAN/JN

DATE: OCTOBER, 2020

DWG.No. R12S

CHECKED: KK

APPROVED: K. KUZMANOVSKI