

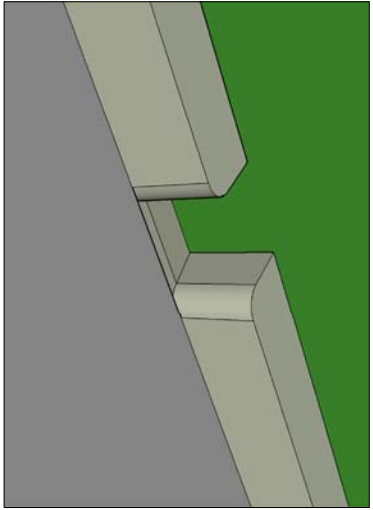


Concrete Planter Curb

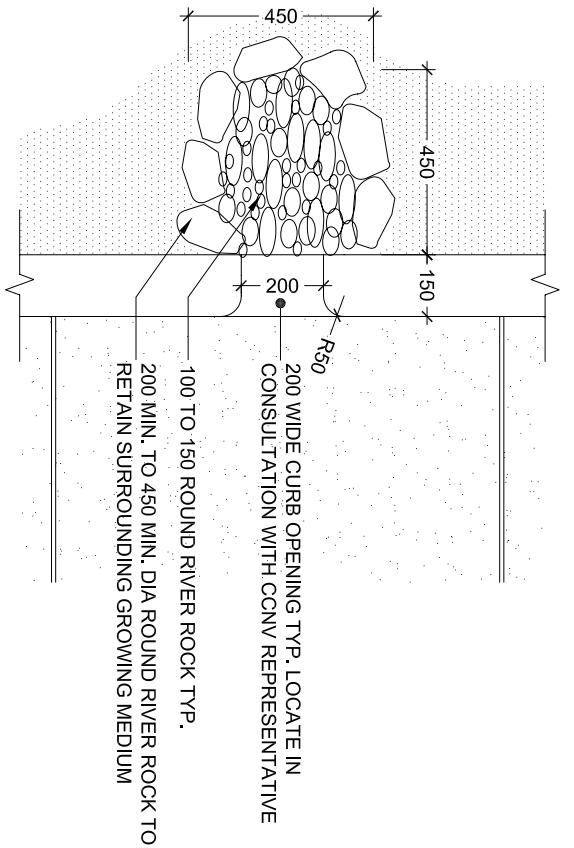
checked AK	drawn AK	H/D location T:\Streetscape\Standard Details\Planter Curb Cut.dwg
scale n.t.s.	date March, 2009	revised

drawing no.

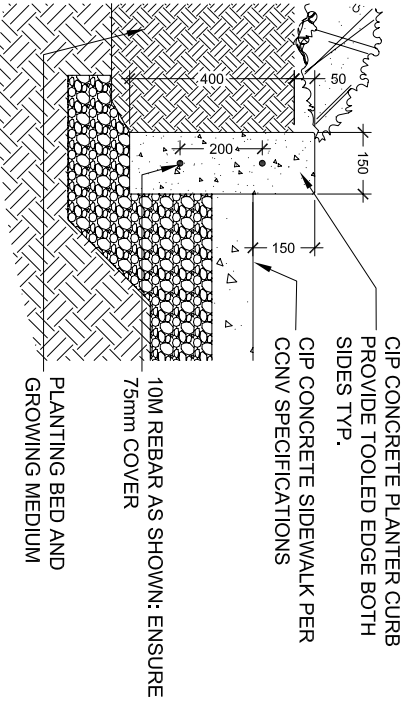
ST-01



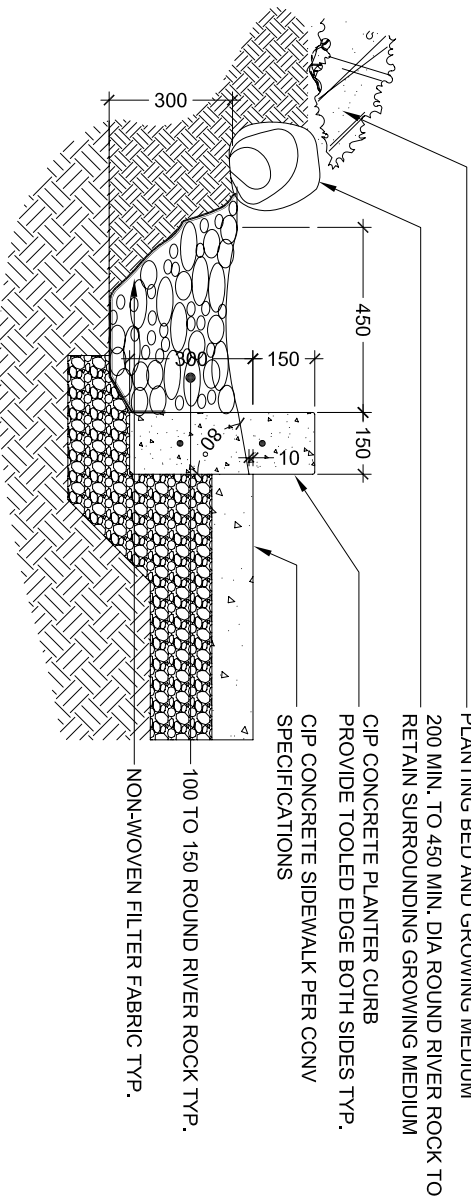
PERSPECTIVE: CURB CUT



PLAN: WITH CURB CUT



SECTION: STANDARD CURB



SECTION: WITH CURB CUT

- General Notes:**
- Layout of form work and reinforcing steel must be approved by CNV representative prior to pouring of concrete.
 - Layout drawings showing locations of control + expansion joints are required and must be approved by CNV representative prior to commencing fabrication. Control joints to be min. 2000mm/ max. 3000mm o/c. Confirm in field during construction with CNV representative. Refer to ST-091 for control joint layout.
 - Specifications: All components and workmanship conform to Specification Section Concrete Reinforcement Section 08200 and Cast in Place Concrete 03300
 - Concrete to be:
 - Cement Type: Type 10 Normal
 - Concrete compressive strength @ 28 days: 32MPa
 - Water/Cement Ratio: 0.45
 - Air Entrainment: 5% to 8%
 - Coarse Aggregate: 20mm maximum
 - Exposure Class: C-2
 - Finish: All vertical concrete is architectural finish with consistent finishing and no exposed voids or aggregate
 - No exposed snap or form ties.